ALPHA & OMEGA SEMICONDUCTOR

Powering a Greener Future™

ALPHA & OMEGA SEMICONDUCTOR

Selector Guide

Winter/Spring 2016

Powering a Greener Future™

CORPORATE OVERVIEW

Alpha and Omega Semiconductor Limited (AOS) is a designer, developer and global supplier of a broad range of power semiconductors, including a wide portfolio of Power MOSFET, IGBT and Power IC products. AOS has developed extensive intellectual property and technical knowledge that encompasses the latest advancements in the power semiconductor industry, which enables it to introduce innovative products to address the increasingly complex power requirements of advanced electronics. AOS differentiates itself by integrating its Discrete and IC semiconductor process technology, product design, and advanced packaging know-how to develop high-performance power management solutions. AOS's products are aimed at, but not limited to applications such as portable computers, tablets, smart phones, flat panel TVs, LED lighting, battery packs, consumer and industrial motor controls, and power supplies for TVs, computers, servers and telecommunications equipment.

	MARKET SEGMENTS				
	Computing / Conventional	**Computing / Advanced**	**Consumer**	**Communications**	**Industrial / Power Supplies**
APPLICATIONS	■ Notebooks ■ Netbooks ■ Desktops ■ NB Battery Packs ■ Game Consoles	■ Servers ■ Data Storage Devices ■ Ultra Notebooks ■ Tablets ■ Graphic Cards	■ TV DC-DC Conversion ■ LED Drivers ■ LED Backlighting ■ Home Appliances ■ Induction Heating	■ Mobile Phones ■ Telecom Power ■ Networking ■ Battery Packs	■ Motor Controls ■ Power Supplies ■ Lighting ■ Welding ■ AC/DC PFC ■ PV Inverters
KEY FAMILIES / PLATFORMS	■ Low and Medium Voltage MOSFETs – Gen5+ – *XS*FET Family – SGT ■ High Voltage MOSFETs – 500V-1000V Planar – 600V AlphaMOS	■ Power ICs – DC-DC EZBuck – DrMOS – Smart Load Management ■ Low and Medium Voltage MOSFETs – Gen5+ – *XS*FET Family – SGT ■ High Voltage MOSFETs – 500V-1000V Planar – 600V AlphaMOS	■ Power ICs – DC-DC EZBuck – DrMOS – Smart Load Management ■ Low and Medium Voltage MOSFETs – Gen5+ – SGT ■ High Voltage MOSFETs – 500V-1000V Planar – 600V AlphaMOS ■ IGBTs – 650V IGBT/FRD – 1200V & 1350V IGBT/FRD	■ Power ICs – DC-DC EZBuck – DrMOS – Smart Load Management ■ Low and Medium Voltage MOSFETs – Gen5+ – *XS*FET Family – SGT ■ High Voltage MOSFETs – 500V-1000V Planar – 600V AlphaMOS	■ Medium Voltage MOSFETs – SGT ■ High Voltage MOSFETs – 500V-1000V Planar – 600V AlphaMOS ■ IGBTs – 650V IGBT/FRD

Green Product

RoHS Compliant

DIVERSE CUSTOMER BASE

Telecom	Consumer		PC	Industrial
	Black Goods	**White Goods**		
■ Nokia Siemens Networks ■ Efore ■ Alcatel-Lucent ■ ZTE ■ H3C ■ Murata ■ Belfuse ■ Emerson	■ Haier ■ Hisense ■ Changhong ■ Sony ■ Skyworth ■ TCL ■ LG ■ Samsung	■ Haier ■ Panasonic ■ Sanyo ■ Nidec ■ Microsteps ■ Samsung ■ Cuckoo	■ Apple ■ Dell ■ Asus ■ Hewlett Packard ■ Acer ■ Lenovo	■ Tyco ■ BYD ■ Emerson ■ Chicony ■ Philips

CERTIFICATIONS FOR AOS & APM PLANTS:

- ISO 9001 (Quality Manangement System)
- ISO 14001 (Environmental Manangement System)
- QC 080000 (Hazardous Substance Manangement System)
- Sony's Green Partner Program
- ISO 14064 (Greenhouse Gasses)
- TS 16949 (Automotive)

PASSED AUDITS BY MAJOR CUSTOMERS:

- Alcatel-Lucent
- Delta
- Hewlett Packard
- LG
- Nokia Siemens Networks
- Samsung
- Apple
- Emerson
- Huawei
- Microsoft
- Panasonic
- Sanyo
- Dell
- General Electric
- Lenovo
- Motorola
- Philips
- Sony

Copyright © 2016 Alpha and Omega Semiconductor. All rights reserved.

Alpha and Omega Semiconductor makes no representations or warranties with respect to the accuracy or completeness of the information provided herein and takes no liabilities for the consequences of use of such information or any product described herein. Alpha and Omega Semiconductor reserves the right to make changes to such information at any time without further notice. This document does not constitute the grant of any intellectual property rights or representation of non-infringement of any third party's intellectual property rights.

TABLE OF CONTENTS

Power ICs
- DC-DC Buck Regulators - Non Synchronous EZBuck™ Family 4
- DC-DC Buck Regulators - Synchronous EZBuck™ Family 6
- DC-DC Boost Regulators - EZBuck™ Family 8
- Multiple Output Regulators Family 8
- Smart Load Switches 10
- DrMOS™ Power Modules 10
- Linear Regulators - LDOs 10
- Power Factor Correction (PFC) 12
- Battery Protection ICs 12
- Analog Switches 12
- High-Speed USB Switches 12

Transient Voltage Suppressors (TVS)
- High Current Surge TVS 14
- Ultra-Low Capacitance TVS 14
- Diode Arrays 16
- EMI Filters 18

MOSFETs and IGBTs

Low Voltage MOSFETs (<40V)

By Package Type
- WLCSP 1.57x1.57 / 1.6x1.6 20
- AlphaDFN 0.97x0.97 20
- AlphaDFN 1.5x1.5 / 1.57x1.57 20
- AlphaDFN 1.7x1.7 20
- AlphaDFN2.7x1.8 20
- AlphaDFN 3.2x2.0 20
- SC-70 20
- SC-89 22
- SOT-23 22
- TSOP-6 22
- TSSOP-8 24
- DFN 1.6x0.6 24
- DFN 1.6x1.6 24
- DFN 2x2 24
- DFN 2x5 26
- DFN 3x2 26
- DFN 3x3 26
- DFN 3.3x3.3 30
- DFN 5x6 30
- SO-8 36
- Ultra SO-8 40
- TO-220 40
- TO-251A 40
- TO-251B 40
- TO-252 40
- TO-263 42

Medium Voltage MOSFETs (40V to 400V)

By Package Type
- SC-89 44
- SOT-223 44
- SOT-23 44
- TSOP-6 44
- DFN 2x2 44
- DFN 3x3 44
- DFN 3.3x3.3 44
- DFN 5x6 44
- SO-8 46
- Ultra SO-8 48
- TO-220 48
- TO-220F 50
- TO-247 52
- TO-251A 52
- TO-252 52
- TO-262 56
- TO-262F 56
- TO-263 56

High Voltage MOSFETs (>400V)

By Package Type
- SOT-23 60
- DFN 8x8 60
- TO-220 60
- TO-220F 62
- TO-247 64
- TO-251 64
- TO-251A 64
- TO-251B 66
- TO-252 66
- TO-262 66
- TO-262F 66
- TO-263 68

Insulated-Gate Bipolar Transistors (IGBTs) – Single

By Package Type
- TO-220 70
- TO-247 70

Insulated-Gate Bipolar Transistors (IGBTs) – Co-Pack

By Package Type
- TO-220 70
- TO-220F 70
- TO-247 70
- TO-252 72
- TO-263 72

Package Types 74

POWER ICs

AOS provides best-in-class power management solutions combining Power Discrete and IC technologies. The portfolio of EZPower™ smart load switches, analog switches, and power factor correction (PFC) devices. AOS's approach is to provide products includes EZBuck™ Step-down DC/DC regulators, EZBoost™ Step-up DC/DC regulators, linear regulators, high-power density solutions to reduce design complexity and development time.

DC-DC Buck Regulators – Non Synchronous EZBuck™ Family

Part Number	Description	Integrated Schottky	Soft Start	Product Type	Package	Min V_{IN} (V)	Max V_{IN} (V)	Max I_{OUT} (A)	Min V_{OUT} (V)	Max V_{OUT} (V)	Operating Freq. (kHz)
AOZ1015AI	1.5 A EZBuck Regulator	Yes	Internal - 2.2 ms	Buck	SO-8	4.5	16.0	1.5	0.8	16.0	500
AOZ1016AI	2 A EZBuck Regulator	Yes	Internal - 2.2 ms	Buck	SO-8	4.5	16.0	2.0	0.8	16.0	500
AOZ1016AIL	2 A EZBuck Regulator	Yes	Internal - 2.2 ms	Buck	SO-8	4.5	18.0	2.0	0.8	16.0	500
AOZ1017AI	3 A EZBuck Regulator	No	Internal - 2.2 ms	Buck	SO-8	4.5	16.0	3.0	0.8	16.0	500
AOZ1017AIL	3 A EZBuck Regulator	No	Internal - 2.2 ms	Buck	SO-8	4.5	18.0	3.0	0.8	16.0	500
AOZ1018AI	2 A EZBuck Regulator	No	Internal - 4.0 ms	Buck	SO-8	4.5	16.0	2.0	0.8	16.0	500
AOZ1019AI	2 A EZBuck Regulator	No	Internal - 4.0 ms	Buck	SO-8	4.5	16.0	2.0	0.8	16.0	500
AOZ1056AI	2 A EZBuck Regulator	Yes	External - Programmable	Buck	SO-8	4.5	16.0	2.0	0.8	16.0	340
AOZ1057AIL	3 A EZBuck Regulator	No	External - Programmable	Buck	SO-8	4.5	16.0	3.0	0.8	16.0	340
AOZ1081AI	1.8 A EZBuck LED Driver	Yes	Internal - 0.4 ms	Buck	SO-8	4.5	16.0	1.8	0.25	16.0	1000
AOZ1083CI	1.2 A EZBuck LED Driver	No	Internal - 0.4 ms	Buck	SOT-23	3.0	26.0	1.2	0.28	23.8	1500
AOZ1084DI	1.2 A EZBuck LED Driver	No	Internal - 0.6 ms	Buck	DFN 2x2	4.5	36.0	1.2	0.16	30.0	450
AOZ1092DI	3 A EZBuck Regulator	Yes	Internal - 2.2 ms	Buck	DFN 5x4	4.5	16.0	3.0	0.8	16.0	500
AOZ1094AIL	5 A EZBuck Regulator	No	Internal - 3.0 ms	Buck	SO-8	4.5	16.0	5.0	0.8	16.0	500
AOZ1094DIL	5 A EZBuck Regulator	No	Internal - 3.0 ms	Buck	DFN 5x4	4.5	16.0	5.0	0.8	16.0	500
AOZ1210AI	2 A, 4.5 V to 27 V EZBuck Regulator	No	Internal - 4.0 ms	Buck	SO-8	4.5	27.0	2.0	0.8	23.0	370
AOZ1212AI	3 A, 4.5 V to 27 V EZBuck Regulator	No	Internal - 6.0 ms	Buck	SO-8	4.5	27.0	3.0	0.8	23.0	370
AOZ1212DI	3 A, 4.5 V to 27 V EZBuck Regulator	No	Internal - 6.0 ms	Buck	DFN 5x4	4.5	27.0	3.0	0.8	23.0	370
AOZ1240AI	2 A, 4.5 V to 32 V EZBuck Regulator	No	Internal - 4.0 ms	Buck	SO-8	4.5	32.0	2.0	0.8	32.0	370
AOZ1242AI	3 A, 4.5 V to 32 V EZBuck Regulator	No	Internal - 4.0 ms	Buck	SO-8	4.5	32.0	3.0	0.8	32.0	370
AOZ1242DI	3 A, 4.5 V to 32 V EZBuck Regulator	No	Internal - 4.0 ms	Buck	DFN 5x4	4.5	32.0	3.0	0.8	32.0	370
AOZ1280CI	1.2 A, 3 V to 26 V EZBuck Regulator	No	Internal - 0.4 ms	Buck	SOT-23	3.0	26.0	1.2	0.8	26.0	1500
AOZ1281DI	1.8 A, 3 V to 26 V EZBuck Regulator	No	Internal - 0.4 ms	Buck	DFN 2x2	3.0	26.0	1.8	0.8	22.0	1500
AOZ1282CI	1.2 A, 4.5 V to 36 V EZBuck Regulator	No	Internal - 1.5 ms	Buck	SOT-23	4.5	36.0	1.2	0.8	36.0	450
AOZ1282CI-1	600 mA, 4.5 V to 36 V EZBuck Regulator	No	Internal - 0.6 ms	Buck	SOT-23	4.5	36.0	0.6	0.8	36.0	1000
AOZ1282DI	1.2 A, 4.5 V to 36 V EZBuck Regulator	No	Internal - 1.5 ms	Buck	DFN 2x2	4.5	36.0	1.2	0.8	36.0	450
AOZ1283PI	2.5 A, 3 V to 36 V EZBuck Regulator	No	External - Programmable	Buck	Exposed Pad SO-8	3.0	36.0	2.5	0.8	30.0	2000
AOZ1284PI	4 A, 3 V to 36 V EZBuck Regulator	No	External - Programmable	Buck	Exposed Pad SO-8	3.0	36.0	4.0	0.8	16.0	2000

DC-DC Buck Regulators – Synchronous EZBuck™ Family

Part Number		Description	PGOOD	Soft Start	Product Type	Package	Min V_{IN} (V)	Max V_{IN} (V)	Max I_{OUT} (A)	Min V_{OUT} (V)	Max V_{OUT} (V)	Operating Freq. (kHz)
AOZ1020AI		2 A EZBuck Regulator with PGOOD	Yes	Internal - 4.0 ms	Buck	SO-8	4.5	16.0	2.0	0.8	16.0	500
AOZ1021AI		3 A EZBuck Regulator	No	Internal - 5.0 ms	Buck	SO-8	4.5	16.0	3.0	0.8	16.0	500
AOZ1022DI-1		3 A EZBuck Regulator with PGOOD	Yes	Internal - 5.0 ms	Buck	DFN 5x4	4.5	16.0	3.0	0.8	16.0	500
AOZ1022PI		3 A EZBuck Regulator with PGOOD	Yes	Internal - 5.0 ms	Buck	Exposed Pad SO-8	4.5	16.0	3.0	0.8	16.0	500
AOZ1024DI		4 A EZBuck Regulator	No	Internal - 5.0 ms	Buck	DFN 5x4	4.5	16.0	4.0	0.8	16.0	500
AOZ1025DIL		8 A EZBuck Regulator with PGOOD	Yes	Internal - 4.0 ms	Buck	DFN 5x4	4.75	16.0	8.0	0.8	16.0	500
AOZ1031AI		3 A EZBuck Regulator with Light Load Mode	No	Internal - 2.2 ms	Buck	SO-8	4.5	18.0	3.0	0.8	18.0	600
AOZ1033AI		3 A EZBuck Regulator with Light Load Mode	No	Internal - 3.0 ms	Buck	SO-8	4.5	18.0	3.0	0.8	18.0	600
AOZ1034DI		4 A EZBuck Regulator with Light Load Mode	No	Internal - 3.0 ms	Buck	DFN 5x4	4.5	18.0	4.0	0.8	18.0	500
AOZ1034PI		4 A EZBuck Regulator with Light Load Mode	No	Internal - 3.0 ms	Buck	Exposed Pad SO-8	4.5	18.0	4.0	0.8	18.0	500
AOZ1036DI		5 A EZBuck Regulator with Light Load Mode	No	Internal - 3.0 ms	Buck	DFN 5x4	4.5	18.0	5.0	0.8	18.0	500
AOZ1036PI		5 A EZBuck Regulator with Light Load Mode	No	Internal - 3.0 ms	Buck	Exposed Pad SO-8	4.5	18.0	5.0	0.8	18.0	500
AOZ1037PI		5 A EZBuck Regulator with PGOOD	Yes	Internal - 3.0 ms	Buck	Exposed Pad SO-8	4.5	18.0	5.0	0.8	18.0	500
AOZ1038DI		6 A EZBuck Regulator with Light Load Mode	Yes	Internal - 3.0 ms	Buck	DFN 5x6	4.5	18.0	6.0	0.8	18.0	500
AOZ1038DI-1		6 A EZBuck Regulator	No	Internal - 6.0 ms	Buck	DFN 5x6	4.5	18.0	6.0	0.8	16.0	450
AOZ1038PI		6 A EZBuck Regulator with Light Load Mode	Yes	Internal - 3.0 ms	Buck	Exposed Pad SO-8	4.5	18.0	6.0	0.8	18.0	500
AOZ1039DI		8 A EZBuck Regulator	No	Internal - 6.0 ms	Buck	DFN 5x6	4.5	18.0	8.0	0.8	1.2	450
AOZ1050PI		2 A EZBuck Regulator with External Soft-Start	No	External - Programmable	Buck	Exposed Pad SO-8	4.5	18.0	2.0	0.8	15.3	500
AOZ1051PI		3 A EZBuck Regulator with External Soft-Start	No	External - Programmable	Buck	Exposed Pad SO-8	4.5	18.0	3.0	0.8	15.3	500
AOZ1052PI		4 A EZBuck Regulator with External Soft-Start	No	External - Programmable	Buck	Exposed Pad SO-8	4.5	18.0	4.0	0.8	15.3	450
AOZ1053PI		5 A EZBuck Regulator with External Soft-Start	No	External - Programmable	Buck	Exposed Pad SO-8	4.5	18.0	5.0	0.8	15.3	450
AOZ1110QI		4 A EZBuck Regulator with PGOOD	Yes	External - Programmable	Buck	QFN 4x4	2.7	5.5	4.0	0.8	5.5	1000/500
AOZ1231QI-01		4 A COT EZBuck Regulator	Yes	External - Programmable	Buck	QFN 5x5	4.5	28.0	4.0	0.8	24.0	1000
AOZ1232QI-01		6 A COT EZBuck Regulator	Yes	External - Programmable	Buck	QFN 5x5	2.7	28.0	6.0	0.8	24.0	1000
AOZ1233QI-01		8 A COT EZBuck Regulator	Yes	External - Programmable	Buck	QFN 5x5	2.7	28.0	8.0	0.8	24.0	1000
AOZ1236QI-01		6 A COT EZBuck Regulator	Yes	Adjustable	Buck	QFN 4x4	2.7	28.0	6.0	0.8	24.0	1000
AOZ1236QI-02		6 A COT EZBuck Regulator	Yes	Adjustable	Buck	QFN 4x4	2.7	24.0	6.0	0.8	20.0	1000
AOZ1237QI-01		8 A COT EZBuck Regulator	Yes	External - Programmable	Buck	QFN 4x4	2.7	28.0	8.0	0.8	24.0	1000
AOZ1237QI-02		8 A COT EZBuck Regulator	Yes	External - Programmable	Buck	QFN 4x4	2.7	24.0	8.0	0.8	20.0	1000
AOZ1238QI-01		10 A COT EZBuck Regulator	Yes	Adjustable	Buck	QFN 4x4	2.7	28.0	10.0	0.8	24.0	1000
AOZ1252PI		2 A EZBuck with Light Load Mode	No	Adjustable	Buck	Exposed Pad SO-8	4.5	26.0	2.0	0.6	26.0	620
AOZ1253PI		3 A EZBuck with Light Load Mode	No	Adjustable	Buck	Exposed Pad SO-8	4.5	26.0	3.0	0.6	26.0	620
AOZ1254PI		4 A EZBuck with Light Load Mode	No	Adjustable	Buck	Exposed Pad SO-8	4.5	26.0	4.0	0.6	22.0	620
AOZ1267QI-01		8 A COT EZBuck Regulator	Yes	Adjustable	Buck	QFN 4x4	2.7	28.0	8.0	0.8	24.0	1000
AOZ1267QI-02		8 A COT EZBuck Regulator	Yes	Adjustable	Buck	QFN 4x4	2.7	24.0	8.0	0.8	20.0	1000
AOZ1268QI-01		10 A COT EZBuck Regulator	Yes	Adjustable	Buck	QFN 4x4	6.5	28.0	10.0	0.8	24.0	1000
AOZ1268QI-02		10 A COT EZBuck Regulator	Yes	Adjustable	Buck	QFN 4x4	6.5	24.0	10.0	0.8	20.0	1000
AOZ1269QI-02		12 A COT EZBuck Regulator	Yes	Adjustable	Buck	QFN 4x4	2.7	28.0	12.0	0.8	24.0	1000
AOZ2236QI-01		6 A COT EZBuck Regulator	Yes	Adjustable	Buck	QFN 4x4	2.7	28.0	6.0	0.8	24.0	1000
AOZ2237QI-01		8 A COT EZBuck Regulator	Yes	Adjustable	Buck	QFN 4x4	2.7	28.0	8.0	0.8	24.0	1000
AOZ2260QI-10	***NEW***	**6 A COT EZBuck Regulator (Latch)**	**Yes**	**Adjustable**	**Buck**	**QFN 4x4**	**2.7**	**28.0**	**6.0**	**0.8**	**24.0**	**1000**
AOZ2260QI-15	***NEW***	**6 A COT EZBuck Regulator (Auto Restart)**	**Yes**	**Adjustable**	**Buck**	**QFN 4x4**	**2.7**	**28.0**	**6.0**	**0.8**	**24.0**	**1000**
AOZ2261QI-10	***NEW***	**8 A COT EZBuck Regulator (Latch)**	**Yes**	**Adjustable**	**Buck**	**QFN 4x4**	**2.7**	**28.0**	**8.0**	**0.8**	**24.0**	**1000**
AOZ2261QI-15	***NEW***	**8 A COT EZBuck Regulator (Auto Restart)**	**Yes**	**Adjustable**	**Buck**	**QFN 4x4**	**2.7**	**28.0**	**8.0**	**0.8**	**24.0**	**1000**
AOZ2262QI-10	***NEW***	**10 A COT EZBuck Regulator (Latch)**	**Yes**	**Adjustable**	**Buck**	**QFN 4x4**	**2.7**	**28.0**	**10.0**	**0.8**	**24.0**	**1000**

DC-DC Buck Regulators – Synchronous EZBuck™ Family *(Continued)*

Part Number		Description	PGOOD	Soft Start	Product Type	Package	Min V_{IN} (V)	Max V_{IN} (V)	Max I_{OUT} (A)	Min V_{OUT} (V)	Max V_{OUT} (V)	Operating Freq. (kHz)
AOZ2262QI-15	***NEW***	**10 A COT EZBuck Regulator (Auto Restart)**	**Yes**	**Adjustable**	**Buck**	**QFN 4x4**	**2.7**	**28.0**	**10.0**	**0.8**	**24.0**	**1000**
AOZ2263QI-10	***NEW***	**12 A COT EZBuck Regulator (Latch)**	**Yes**	**Adjustable**	**Buck**	**QFN 4x4**	**2.7**	**28.0**	**12.0**	**0.8**	**24.0**	**1000**
AOZ2263QI-15	***NEW***	**12 A COT EZBuck Regulator (Auto Restart)**	**Yes**	**Adjustable**	**Buck**	**QFN 4x4**	**2.7**	**28.0**	**12.0**	**0.8**	**24.0**	**1000**
AOZ2264QI-10	***NEW***	**15 A COT EZBuck Regulator (Latch)**	**Yes**	**Adjustable**	**Buck**	**QFN 4x4**	**2.7**	**24.0**	**15.0**	**0.8**	**20.0**	**1000**
AOZ2264QI-15	***NEW***	**15 A COT EZBuck Regulator (Auto Restart)**	**Yes**	**Adjustable**	**Buck**	**QFN 4x4**	**2.7**	**24.0**	**15.0**	**0.8**	**20.0**	**1000**
AOZ3010PI		2 A EZBuck with External Soft-Start	No	External - Programmable	Buck	Exposed Pad SO-8	4.5	18.0	2.0	0.8	15.3	500
AOZ3011PI		3 A EZBuck with External Soft-Start	No	External - Programmable	Buck	Exposed Pad SO-8	4.5	18.0	3.0	0.8	15.3	500
AOZ3013PI		3 A EZBuck with External Soft-Start	No	External - Programmable	Buck	Exposed Pad SO-8	4.5	18.0	3.0	0.8	15.3	500
AOZ3015AI		3 A EZBuck with Light Load Mode	No	Internal - 5.0 ms	Buck	SO-8	4.5	18.0	3.0	0.8	15.3	500
AOZ3015PI		3 A EZBuck with Light Load Mode	No	Internal - 5.0 ms	Buck	Exposed Pad SO-8	4.5	18.0	3.0	0.8	15.3	500
AOZ3017PI		4 A EZBuck with External Soft-Start	No	External - Programmable	Buck	Exposed Pad SO-8	4.5	18.0	4.0	0.8	15.3	500
AOZ3018PI		5 A EZBuck with External Soft-Start	No	External - Programmable	Buck	Exposed Pad SO-8	4.5	18.0	5.0	0.8	15.3	500
AOZ3024PI		3 A EZBuck with Power Good	Yes	Internal - 4.5 ms	Buck	Exposed Pad SO-8	4.5	18.0	3.0	0.8	15.3	500
AOZ3046PI		4 A EZBuck Regulator	No	Internal - 4 ms	Buck	Exposed Pad SO-8	7.5	18.0	4.0	0.8	15.3	500
AOZ3048PI		5 A EZBuck Regulator	No	Internal - 4 ms	Buck	Exposed Pad SO-8	7.5	18.0	5.0	0.8	13.5	500
AOZ3053PI	***NEW***	**5 A EZBuck with Smart Mode Adoption**	**No**	**Internal - 6 ms**	**Buck**	**Exposed Pad SO-8**	**4.5**	**18.0**	**5.0**	**0.8**	**13.5**	**500**
AOZ3054DI	***NEW***	**6 A EZBuck with Smart Mode Adoption**	**No**	**Internal - 6 ms**	**Buck**	**DFN 5x6**	**4.5**	**18.0**	**5.0**	**0.8**	**15.3**	**500**
AOZ3101DI	***NEW***	**2 A EZBuck with Internal Soft-Start**	**No**	**Internal - 4 ms**	**Buck**	**DFN 3x3**	**4.5**	**18.0**	**2.0**	**0.8**	**15.3**	**500**
AOZ3103DI		3 A EZBuck with Internal Soft-Start	No	Internal - 4 ms	Buck	DFN 3x3	4.5	18.0	3.0	0.8	15.3	500

DC-DC Boost Regulators – EZBoost™ Family

Part Number	Description	Integrated Schottky	Product Type	Package	Min V_{IN} (V)	Max V_{IN} (V)	$Isw_{SWITCH\ CURRENT\ LIMIT}$ (A)	Min V_{OUT} (V)	Max V_{OUT} (V)	Operating Freq. (kHz)
AOZ1905DI	2.7 V to 5.5 V EZBoost Regulator	No	Boost	DFN 3x3	2.7	5.5	2 A	Vin*1.2	24.0	600 kHz / 1.2 MHz
AOZ1905FI	2.7 V to 5.5 V EZBoost Regulator	No	Boost	MSOP-8	2.7	5.5	2 A	Vin*1.2	24.0	600 kHz / 1.2 MHz
AOZ1915DI	2.7 V to 5.5 V EZBoost Regulator	No	Boost	DFN 4x3	2.7	5.5	2 A	Vin*1.2	24.0	600 kHz / 1.2 MHz
AOZ1977AI	High Voltage Boost LED Driver Controller	No	Boost	SO-16	8.0	N/A	N/A	N/A	N/A	Adjustable
AOZ1977AI-1	High Voltage Boost LED Driver Controller	No	Boost	SO-16	8.0	N/A	N/A	N/A	N/A	Adjustable
AOZ1978AI	High Voltage Boost LED Driver Controller	No	Boost	SO-20	8.0	N/A	N/A	N/A	N/A	200

Multiple Output Regulator Family

Part Number	Description	Number of Outputs	DC/DC Product Type	Package	Min V_{IN} (V)	Max V_{IN} (V)	Max I_{OUT} (A)	Min V_{OUT} (V)	Max V_{OUT} (V)	Operating Freq. (kHz)
AOZ1214DI	3 A EZBuck Regulator with 1 A LDO Controller with Separate Enables	2	Non-sync Buck	DFN 4x3	4.5	28.0	3 (Buck) 1 (LDO controller)	0.8	22.0	370

Smart Load Switches – EZPower™ Family

Part Number	Description	V_{IN} (V)	Turn On Rise Time (T_r)	Channel	Enable	Current Limit	Fault Latch	$R_{DS(ON)}$ (mOhm) (Typ)	Package
AOZ1310CI-1	Single USB Load Switch	2.7 - 5.5	1.5 ms	1	Active High	0.75 A	Yes	80	SOT-23
AOZ1312AI-1	Single USB Load Switch	2.7 - 5.5	1.5 ms	1	Active High	2.0 A	Yes	70	SO-8
AOZ1312EI-1	Single USB Load Switch	2.7 - 5.5	1.5 ms	1	Active High	2.0 A	Yes	70	eMSOP
AOZ1320CI	Slew Rate Controlled Smart Load Switch	1.8 - 5.5	100 µs, 0.5 µs, 1.0 ms	1	CMOS/TTL Compatible	No	Yes	75	SOT-23
AOZ1320DI	Slew Rate Controlled Smart Load Switch	1.8 - 5.5	100 µs, 0.5 µs, 1.0 ms	1	CMOS/TTL Compatible	No	Yes	75	DFN 2x2
AOZ1321DI	Slew Rate Controlled Smart Load Switch	1.6 - 5.5	1.0 µs, 100 µs, 800 µs	1	CMOS/TTL Compatible	No	Yes	60	DFN 1.2x1.6
AOZ1360AI	EZPower™ Protected Smart Load Switch	5.5 - 28	Adjustable	1	CMOS/TTL Compatible	Adjustable	Yes	35	SO-8
AOZ1360DI	EZPower™ Protected Smart Load Switch	5.5 - 28	Adjustable	1	CMOS/TTL Compatible	Adjustable	Yes	35	DFN 4x4
AOZ1361DI	EZPower™ Protected Smart Load Switch	5.5 - 28	Adjustable	1	CMOS/TTL Compatible	Adjustable	Yes	35	DFN 4x4
AOZ1363DI	EZPower™ Protected Smart Load Switch	5.0 - 16	16µs	1	CMOS/TTL Compatible	11	Yes	23	DFN 3x3
AOZ1334DI-01	Single Channel Smart Load Switch	0.8 - 5.5	10 µs	1	CMOS/TTL Compatible	10	No	5	DFN 3x3
AOZ1334DI-02	Single Channel Smart Load Switch	0.8 - 5.5	0.5 ms	1	CMOS/TTL Compatible	10	No	5	DFN 3x3
AOZ1336DI	Single Channel Smart Load Switch	0.8 - 5.5	Adjustable	1	CMOS/TTL Compatible	4	No	27	DFN 2x2
AOZ1401DI	Li+ Charger Protection IC	3.3 - 26	N/A	1	CMOS/TTL Compatible	1.5	Yes	170	DFN 2x2
AOZ1401DI-01	Li+ Charger Protection IC	3.3 - 26	N/A	1	CMOS/TTL Compatible	1.5	Yes	170	DFN 2x2
AOZ1325DI	Dual Slew Rate Controlled Smart Load Switch	1.6 - 5.5	1.0 ms	2	CMOS/TTL Compatible	No	Yes	150	DFN 3x3
AOZ1331DI	Dual Channel Smart Load Switch	0.8 - 5.5	Adjustable	2	CMOS/TTL Compatible	6.0 A	No	20	DFN 3x2
AOZ1341AI	Dual USB Load Switch	2.7 - 5.5	1.5 ms	2	CMOS/TTL Compatible	1.5 A	Yes	70	SO-8
AOZ1341EI	Dual USB Load Switch	2.7 - 5.5	1.5 ms	2	CMOS/TTL Compatible	1.5 A	Yes	70	eMSOP
AOZ1342PI	Dual USB Load Switch	2.7 - 5.5	1.5 ms	2	Active Low	2.0 A	Yes	70	Exposed Pad SO-8
AOZ1342PI-1	Dual USB Load Switch	2.7 - 5.5	1.5 ms	2	Active High	2.0 A	Yes	70	Exposed Pad SO-8

DrMOS Power Modules

Part Number	Min V_{IN} (V)	Max V_{IN} (V)	Max Current (A)	PWM Logic	Package
AOZ5019QI	4.5	25.0	30.0	5.0 V	QFN 3.5x5
AOZ5036QI-01	4.5	16.0	60.0	3.3 V	QFN 6x6
AOZ5066QI	4.5	25.0	60.0	5.0 V	QFN 6x6
AOZ5066QI-01	4.5	25.0	60.0	3.3 V	QFN 6x6

Linear Regulators – LDOs

Part Number	Min V_{IN} (V)	Max V_{IN} (V)	Min V_{OUT} (V)	Max I_{OUT} (A)	Dropout Voltage	Package
AOZ2002PI	1.35	5.5	0.8	2.0	180 mV @ 2 A	Exposed Pad SO-8
AOZ2003PI	1.35	5.5	0.8	3.0	270 mV @ 3 A	Exposed Pad SO-8

Power Factor Correction (PFC)

Part Number	Description	PFC Mode	Freq. Operation	Control Mode	Topology	Max Freq. Limit (Typ.) KHz	V_{CC} Max (V)	Drive Capability (mA)	ULVO (V)	OVP Latch	Min On-Time (Typ.) nS	Package
AOZ7111AI	Critical Conduction Mode PFC Controller	CRM	Variable	Voltage	Step-up	350	20.0	+300/-800	9.5-12	Yes	450	SO-8

Battery Protection ICs

Part Number	Overcharge Detection Voltage (V_{CU}) (V)	Overcharge Release Voltage (V_{CL}) (V)	Overdischarge Detection Voltage (V_{DL}) (V)	Overdischarge Release Voltage (V_{DU}) (V)	Overdischarge Release Voltage (V_{DU2}) (V)	Discharge Overcurrent Threshold (V_{DIOV}) (V)	Load Shortcircuiting Detection (V_{SHORT}) (V)	Charge Overcurrent Threshold (V_{CIOV}) (V)	Package	R_{SS} @ 3.9V mΩ
AOZ9250DI	4.375	4.175	2.8	2.8	2.41	0.11	0.5	-0.1	DFN 2x6	24.4
AOZ9252DI	4.225	4.025	2.8	2.8	2.41	0.14	0.5	-0.15	DFN 2x6	24.4
AOZ9256DI	4.375	4.175	2.8	2.8	2.41	0.13	0.5	-0.125	DFN 2x6	24.4

Analog Switches

Part Number		Description	On Resistance R_{ON} (Typ.) at 2.7V	On Resistance Flatness $RFLAT_{(ON)}$ (Max) at 2.7V	Supply Voltage Range V_{CC}	Total Harmonic Distortion THD (Typ.)%	Package
AOZ6115CI		Single SPST	2.0 Ω at 4.5 V	0.25 Ω at 4.5 V	1.65 V to 5.5 V	0.005 %	SOT-23
AOZ6115HI		Single SPST	2.0 Ω at 4.5 V	0.25 Ω at 4.5 V	1.65 V to 5.5 V	0.005 %	SC-70
AOZ6134DI		Single SPDT	0.6 Ω at 4.5 V	0.25 Ω at 4.5 V	1.65 V to 5.5 V	0.002 %	DFN 1.2x1.0
AOZ6135HI		Single SPDT	0.9 Ω at 4.5 V	0.25 Ω at 4.5 V	1.65 V to 5.5 V	0.005 %	SC-70
AOZ6232QI		Dual SPDT	0.25 Ω	0.15 Ω	1.65 V to 3.3 V	0.024 %	QFN 2.1x1.6
AOZ6233QI		Dual SPDT	0.35 Ω	0.15 Ω	1.65 V to 3.3 V	0.024 %	QFN 2.1x1.6
AOZ6234QI		Dual SPDT	0.40 Ω	0.15 Ω	1.65 V to 4.3 V	0.024 %	QFN 2.1x1.6
AOZ6236QI	***NEW***	**Dual SPDT**	**0.40 Ω**	**0.15 Ω**	**1.65 V to 4.3 V**	**0.010 %**	**QFN 1.8x1.4**
AOZ6274QI		Dual DPDT	0.40 Ω	0.15 Ω	1.65 V to 4.3 V	0.024 %	QFN 3x3
AOZ6275QI		Dual DPDT	0.35 Ω	0.25 Ω	1.65 V to 4.3 V	0.01 %	QFN 1.8x2.6

High-Speed USB Switches

Part Number	Description	On Resistance R_{ON} (Typ.) at 3.6V	On Capacitance $C_{(ON)}$ (Typ.) at 3.3V	Supply Voltage Range V_{CC}	-dB Bandwidth Hz (Typ.)	Package
AOZ6184QT	High Speed (USB2.0) DPDT; Bandwidth 1.1 GHz	8.0 Ω	3.6 Ω	1.65 V to 4.5 V	1.1 G	QFN 1.4x1.8
AOZ6185QT	High Speed (USB2.0) DPDT w/Flat R_{ON} Bandwidth 990 MHz	7.2 Ω	1.9 Ω	1.65 V to 4.5 V	990 M	QFN 1.4x1.8
AOZ6186QT	High Speed (USB2.0) DPDT; Bandwidth 960 MHz	7.0 Ω	5.0 Ω	1.65 V to 4.5 V	960 M	QFN 1.4x1.8

TRANSIENT VOLTAGE SUPPRESSORs (TVS)

AOS provides a family of high current surge and ultra-low capacitance Transient Voltage Suppressor (TVS), Diode Array, Thunderboldt, SATA and Gigabit Ethernet ports. These products may be used to meet the ESD immunity requirement of and EMI Filtering products that are designed for ESD protection of high-speed interfaces like HDMI, USB3.0, IEEE1394, IEC61000-4-2, Level 4 for mobile, digital consumer, networking, and computing applications.

High Current Surge TVS

Part Number		Description	IEC 61000-4-2 (ESD)		Protected Lines	Reverse Working Voltage	IEC 61000-4-5 (Lightning)	Channel Input Capacitance	Channnel Clamp Voltage	Package
			Contact	Air		V_{RWM} Max		I/O - GND Typ.	(Ipp = 5A) V_{CL} Max.	
AOZ8202CI-12		1-Line Bidirectional TVS Diode	± 30 kV	± 30 kV	1	12.0 V	15 A	62 pF	19.0 V	SOT-23
AOZ8311DI-26		1-Line High Surge TVS Diode	± 30 kV	± 30 kV	1	26.0 V	Null	90 pF	46 V (Ipp = 9 A)	DFN 1.6x 0.8
AOZ8302CI-05		2-Line TVS Diode Array	± 30 kV	± 30 kV	2	5.0 V	32 A	25 pF	14.0 V (Ipp = 15 A)	SOT-23
AOZ8302CI-12		2-Line TVS Diode Array	± 30 kV	± 30 kV	2	12.0 V	24 A	25 pF	19.0 V (Ipp = 15 A)	SOT-23
AOZ8300CI-05	***NEW***	**Ultra-Low Capacitance TVS Diode Array**	**± 30 kV**	**± 30 kV**	**4**	**2.5 V**	**20 A**	**2.5 pF**	**3.5 V**	**SOT-23**
AOZ8304DI		Ultra-Low Capacitance TVS Diode Array	± 24 kV	± 24 kV	4	3.3 V	25 A	3.5 pF	7.0 V	DFN 2.6x2.6
AOZ8308DI		Ultra-Low Capacitance TVS Diode Array	± 30 kV	± 30 kV	4	2.5 V	25 A	1.2 pF (I/O-I/O)	5.5 V	SO-8
AOZ8318DI		Ultra-Low Capacitance TVS Diode Array	± 30 kV	± 30 kV	4	2.5 V	25 A	3.5 pF	3.5 V	DFN 2.6x2.6
AOZ8328DI		Ultra-Low Capacitance TVS Diode Array	± 30 kV	± 30 kV	4	2.5 V	32 A	2.8 pF	4.5 V	DFN 3.0x2.0
AOZ8915CI		**Ultra-Low Capacitance TVS Diode Array**	**± 24 kV**	**± 30 kV**	**4**	**5.0 V**	**12 A**	**0.5 pF**	**12.0 V**	**SOT-23**

Ultra-Low Capacitance TVS

Part Number		Description	IEC 61000-4-2 (ESD)		Protected Lines	Reverse Working Voltage	Channel Input Capacitance		Channnel Clamp Voltage	Package
			Contact	Air		V_{RWM} Max	I/O - I/O Typ.	I/O - GND Typ.	(Ipp=5A) V_{CL} Max.	
AOZ8001A-05		Ultra-Low Capacitance TVS Diode Array	± 30 kV	± 30 kV	2	5.5 V	0.1 pF	2.5 pF	15.0 V	SOT-143
AOZ8001A-12		Ultra-Low Capacitance TVS Diode Array	± 30 kV	± 30 kV	2	12.5 V	0.1 pF	2.5 pF	18.0 V	SOT-143
AOZ8001DI		Ultra-Low Capacitance TVS Diode Array	± 8 kV	± 15 kV	2	5.5 V	0.9 pF	1.0 pF	11.0 V	DFN 1.6x1.6
AOZ8802ADI		Ultra-Low Capacitance TVS Diode Array	± 15 kV	± 15 kV	2	5.0 V	0.3 pF	0.6 pF	16.5 V	DFN 1.6x1.0
AOZ8881DI-05		Ultra-Low Capacitance TVS Diode Array	± 15 kV	± 15 kV	2	5.0 V	0.3 pF	0.3 pF	20.0V	DFN 1.2x1.1
AOZ8882DI-05		Ultra-Low Capacitance TVS Diode Array	± 15 kV	± 15 kV	2	5.0 V	0.3 pF	0.3 pF	12.0V	DFN 1.2x1.1
AOZ8000CI		Ultra-Low Capacitance TVS Diode Array	± 8 kV	± 15 kV	4	5.5 V	0.9 pF	1.0 pF	11.0 V	SOT-23
AOZ8000HI		Ultra-Low Capacitance TVS Diode Array	± 8 kV	± 15 kV	4	5.5 V	0.9 pF	1.0 pF	11.0 V	SC-70
AOZ8002DI		Ultra-Low Capacitance TVS Diode Array	± 8 kV	± 15 kV	4	5.5 V	0.9 pF	1.0 pF	12.0 V	DFN 1.6x1.6
AOZ8005CI		Ultra-Low Capacitance TVS Diode Array	± 8 kV	± 15 kV	4	5.5 V	0.47 pF	0.7 pF	11.0 V	SOT-23
AOZ8006CI		Ultra-Low Capacitance TVS Diode Array	± 8 kV	± 15 kV	4	5.5 V	0.47 pF	0.7 pF	11.0 V	MSOP-10
AOZ8102DI		Ultra-Low Capacitance TVS Diode Array	± 20 kV	± 20 kV	4	5.5 V	0.9 pF	1.0 pF	12.0 V	DFN 1.6x1.6
AOZ8105CI		Ultra-Low Capacitance TVS Diode Array w/ Blocking Diode	± 24 kV	± 30 kV	4	5.5 V	0.43 pF	0.8 pF	16.0 V	SOT-23
AOZ8132ADI	***NEW***	**Ultra-Low Capacitance TVS Diode Array**	**± 20 kV**	**± 20 kV**	**4**	**5.0 V**	**0.6 pF**	**-**	**7.0 V**	**DFN 1.6x1.6**
AOZ8804ADI		Ultra-Low Capacitance TVS Diode Array	± 15 kV	± 15 kV	4	5.0 V	0.3 pF	0.6 pF	16.5 V	DFN 2.5x1.0
AOZ8808DI-03		Ultra-Low Capacitance TVS Diode Array	± 15 kV	± 15 kV	4	3.3 V	0.3 pF	0.6 pF	5.0 V	DFN 2.5x1.0
AOZ8808DI-05		Ultra-Low Capacitance TVS Diode Array	± 15 kV	± 15 kV	4	5.0 V	0.3 pF	0.6 pF	6.0 V	DFN 2.5x1.0
AOZ8809DI-03		Ultra-Low Capacitance TVS Diode Array	± 15 kV	± 15 kV	4	3.3 V	0.2 pF	0.45 pF	5.0 V	DFN 2.5x1.0
AOZ8809DI-05		Ultra-Low Capacitance TVS Diode Array	± 15 kV	± 15 kV	4	5.0 V	0.2 pF	0.45 pF	6.0 V	DFN 2.5x1.0
AOZ8818DI-03		Ultra-Low Capacitance TVS Diode Array	± 15 kV	± 15 kV	4	3.3 V	0.3 pF	0.3 pF	10.0 V	DFN 2.5x1.0
AOZ8818DI-05		Ultra-Low Capacitance TVS Diode Array	± 15 kV	± 15 kV	4	5.0 V	0.3 pF	0.3 pF	10.0 V	DFN 2.5x1.0

Ultra-Low Capacitance TVS *(Continued)*

Part Number		Description	IEC 61000-4-2 (ESD)		Protected Lines	Reverse Working Voltage	Channel Input Capacitance		Channnel Clamp Voltage	Package
			Contact	Air		V_{RWM} Max	I/O - I/O Typ.	I/O - GND Typ.	(Ipp=5A) V_{CL} Max.	
AOZ8819DI-05	***NEW***	**Ultra-Low Capacitance TVS Diode Array**	**± 13 kV**	**± 15 kV**	**4**	**5.0 V**	**0.3 pF**	**0.6 pF**	**-**	**DFN 2.5x1.0**
AOZ8844DT-05		Ultra-Low Capacitance TVS Diode Array	± 15 kV	± 20 kV	4	5.0 V	0.25 pF	0.5 pF	6.5 V	DFN 1.3x0.8
AOZ8903CI		Ultra-Low Capacitance TVS Diode Array	± 15 kV	± 20 kV	4	5.5 V	0.25 pF	0.5 pF	4.5 V	SOT-23
AOZ8904CIL		Ultra-Low Capacitance TVS Diode Array	± 24 kV	± 24 kV	4	5.5 V	0.9 pF	1.25 pF	14.0 V	SOT-23
AOZ8905CI		Ultra-Low Capacitance TVS Diode Array	± 8 kV	± 15 kV	4	5.0 V	0.35 pF	0.7 pF	22.0 V	SOT-23
AOZ8906CI		Ultra-Low Capacitance TVS Diode Array	± 15 kV	± 20 kV	4	5.5 V	0.35 pF	0.5 pF	4.0 V	SOT-23
AOZ8925CI		Ultra-Low Capacitance TVS Diode Array	± 30 kV	± 30 kV	4	5.0 V	0.5 pF	1.0 pF	14.5 V	SOT-23
AOZ8806DI-03		Ultra-Low Capacitance TVS Diode Array	± 15 kV	± 15 kV	6	3.3 V	0.3 pF	0.6 pF	16.5 V	DFN 1.3x3.3
AOZ8806DI-05		Ultra-Low Capacitance TVS Diode Array	± 15 kV	± 15 kV	6	5.0 V	0.3 pF	0.6 pF	16.5 V	DFN 3.3x1.3
AOZ8807DI-03		Ultra-Low Capacitance TVS Diode Array	± 15 kV	± 15 kV	6	3.3 V	0.2 pF	0.45 pF	10.0 V	DFN 3.3x1.3
AOZ8807DI-05		Ultra-Low Capacitance TVS Diode Array	± 15 kV	± 15 kV	6	5.0 V	0.2 pF	0.45 pF	11.0 V	DFN 3.3x1.3
AOZ8847DI		Ultra-Low Capacitance TVS Diode Array	± 15 kV	± 20 kV	8	5.0 V	0.5 pF	N/A	15.0 V	DFN 2.5x1.0
AOZ8312DI		Ultra-Low Capacitance TVS Diode Array	± 30 kV	± 30 kV	12	2.5 V	1.2 pF	2.3 pF	5.0 V	DFN 3.5x2.5

Diode Arrays

Part Number		Description	IEC 61000-4-2 (ESD)		Protected Lines	Reverse Working Voltage	Channel Input Capacitance	Channnel Clamp Voltage	Package
			Contact	Air		V_{RWM} Max	I/O - GND Typ.	(Ipp = 15 A) V_{CL} Max.	
AOZ8131DI		Ultra-Low Capacitance Bidirectional Single Diode	± 24 kV	± 24 kV	1	5.0 V	1.25 pF	20.0 V	DFN 1.0x0.6
AOZ8211DI-02		Low Capacitance Unidirectional Single Diode	± 30 kV	± 30 kV	1	2.5 V	11 pF	9.5 V	DFN 1.0x0.6
AOZ8211DI-03		Low Capacitance Unidirectional Single Diode	± 30 kV	± 30 kV	1	3.3 V	11 pF	10.0 V	DFN 1.0x0.6
AOZ8211DI-05		Low Capacitance Unidirectional Single Diode	± 28 kV	± 28 kV	1	5.0 V	16 pF	10.0 V	DFN 1.0x0.6
AOZ8211DI-12		Low Capacitance Unidirectional Single Diode	± 28 kV	± 28 kV	1	12.0 V	30 pF	21.0 V	DFN 1.0x0.6
AOZ8211DI-24		Low Capacitance Unidirectional Single Diode	± 18 kV	± 15 kV	1	24.0 V	20 pF	37.0 V	DFN 1.0x0.6
AOZ8231ADI-02		Low Capacitance Bidirectional Single Diode	± 30 kV	± 30 kV	1	2.5 V	5.5 pF	13.0 V	DFN 1.0x0.6
AOZ8231ADI-03		Low Capacitance Bidirectional Single Diode	± 30 kV	± 30 kV	1	3.3 V	5.5 pF	14.0 V	DFN 1.0x0.6
AOZ8231ADI-05		Low Capacitance Bidirectional Single Diode	± 30 kV	± 30 kV	1	5.0 V	13 pF	16.0 V	DFN 1.0x0.6
AOZ8231ADI-08		Low Capacitance Bidirectional Single Diode	± 30 kV	± 30 kV	1	8.0 V	23 pF	23.0 V	DFN 1.0x0.6
AOZ8231ADI-12		Low Capacitance Bidirectional Single Diode	± 30 kV	± 30 kV	1	12.0 V	13 pF	27.0 V	DFN 1.0x0.6
AOZ8231ADI-24		Low Capacitance Bidirectional Single Diode	± 15 kV	± 18 kV	1	24.0 V	12 pF	39.0 V	DFN 1.0x0.6
AOZ8231BDI-08	***NEW***	**Low Capacitance Bidirectional Single Diode**	**± 18 kV**	**± 18 kV**	**1**	**8.0 V**	**45 pF**	**18.0 V**	**DFN 1.0x0.6**
AOZ8251DI-05		1-Line Bidirectional TVS Diode	± 25 kV	± 30 kV	1	5.0 V	8 pF	19.5 V	DFN 0.6x0.3
AOZ8252DI-05	***NEW***	**1-Line Bidirectional TVS Diode**	**± 25 kV**	**± 30 kV**	**1**	**5.0 V**	**-**	**-**	**DFN 0.62x0.32**
AOZ8811DI		Ultra-Low Capacitance Single Diode	± 8 kV	± 15 kV	1	5.0 V	0.50 pF	23.0 V	DFN 1.0x0.6
AOZ8811DT-03	***NEW***	**Ultra-Low Capacitance Single Diode**	**± 20 kV**	**± 20 kV**	**1**	**3.6 V**	**-**	**-**	**DFN 1.0x0.6**
AOZ8821DI-05		Ultra-Low Capacitance Single Diode	± 15 kV	± 15 kV	1	5.0 V	0.65 pF	15.0 V	DFN 1.0x0.6
AOZ8821DT-03	***NEW***	**Ultra-Low Capacitance Single Diode**	**± 20 kV**	**± 20 kV**	**1**	**3.6 V**	**-**	**-**	**DFN 1.0x0.6**
AOZ8831ADI-05		Ultra-Low Capacitance TVS Diode	± 25 kV	-	1	5.0 V	0.3 pF	19.0 V	DFN 1.6x1.0
AOZ8831DI-05		Ultra-Low Capacitance Bidirectional Single Diode	± 15 kV	± 15 kV	1	5.0 V	0.35 pF	23.0 V	DFN 1.0x0.6
AOZ8831DT-03		Ultra-Low Capacitance Bidirectional Single Diode	± 20 kV	± 20 kV	1	3.6 V	0.22 pF	15.0 V	DFN 1.0x0.6
AOZ8831DT-05	***NEW***	**Ultra-Low Capacitance Bidirectional Single Diode**	**± 20 kV**	**± 20 kV**	**1**	**5.0 V**	**0.22 pF**	**15.0 V**	**DFN 1.0x0.6**
AOZ8831DT-24		Ultra-Low Capacitance Bidirectional Single Diode	± 15 kV	± 13 kV	1	24.0 V	0.35 pF	48.0 V	DFN 1.0x0.6
AOZ8841DI-05		Ultra-Low Capacitance Bidirectional Single Diode	± 25 kV	± 15 kV	1	5.0 V	0.30 pF	19.5 V	DFN 1.0x0.6
AOZ8851DI-03		Ultra-Low Capacitance Bidirectional Single Diode	± 20 kV	± 20 kV	1	3.3 V	0.22 pF	20 V	DFN 0.62x0.32

Diode Arrays *(Continued)*

Part Number	Description	IEC 61000-4-2 (ESD)		Protected Lines	Reverse Working Voltage	Channel Input Capacitance	Channnel Clamp Voltage	Package
		Contact	Air		V_{RWM} Max	I/O - GND Typ.	(Ipp = 15 A) V_{CL} Max.	
AOZ8851DI-05	Ultra-Low Capacitance Bidirectional Single Diode	± 25 kV	± 30 kV	1	5.0 V	0.35 pF	19.5 V	DFN 0.6x0.3
AOZ8212ACI-05	Low Capacitance Bidirectional Diode Arrays	± 15 kV	± 15 kV	2	5.0 V	11 pF	16.0 V	SOT-23
AOZ8212CI-05	Low Capacitance Bidirectional Diode Arrays	± 30 kV	± 30 kV	2	5.0 V	3.5 pF	15.0 V	SOT-23
AOZ8212CI-12	Low Capacitance Bidirectional Diode Arrays	± 30 kV	± 30 kV	2	12.0 V	10 pF	24.0 V	SOT-23
AOZ8212CI-24	Low Capacitance Bidirectional Diode Arrays	± 15 kV	± 18 kV	2	5.0 V	15 pF	40.0 V	SOT-23
AOZ8222DI-05	2-Line TVS Diode	± 20 kV	± 20 kV	2	5.0 V	15 pF	10.0 V	DFN 1.0x0.6
AOZ8822DI-05	Low Capacitance 2-Line Diode	± 15 kV	± 15 kV	2	5.0 V	0.55 pF	17.0 V	DFN 1.0x0.6
AOZ8832DI-05	Low Capacitance Bidirectional 2-Line Diode	± 12 kV	± 12 kV	2	5.0 V	0.4 pF	19.5 V	DFN 1.0x0.6
AOZ8204DI	Low Capacitance Diode Arrays	± 30 kV	± 30 kV	4	5.0 V	17 pF	7.0 V	DFN 1.6x1.6
AOZ8224CI-05	Low Capacitance Bidirectional Diode Arrays	± 30 kV	± 30 kV	4	5.0 V	13 pF	18.0 V	SOT-23
AOZ8234DI	Low Capacitance 4-Line Diode Array	± 18 kV	± 18 kV	4	5.0 V	13.5 pF	12.0 V	DFN 1.45x1.0
AOZ8205DI	Low Capacitance Diode Arrays	± 30 kV	± 30 kV	5	5.0 V	17 pF	7.0 V	DFN 1.6x1.6
AOZ8235DI	Low Capacitance 5-Line Diode Array	± 18 kV	± 18 kV	5	5.0 V	13.5 pF	12.0 V	DFN 1.45x1.0
AOZ8236DI-05	5-Line TVS Diode Array	± 30 kV	± 30 kV	5	5.0 V	-	13.5 V	DFN 1.6x1.6
AOZ8206DI	Low Capacitance Diode Arrays	± 20 kV	± 20 kV	6	5.0 V	17 pF	9.0 V	DFN 1.6x1.6
AOZ8208DI	Low Capacitance Diode Arrays	± 28 kV	± 28 kV	8	5.0 V	17 pF	9.0 V	DFN 1.8x1.2

EMI Filters

Part Number	Description	Filter Type	IEC 61000-4-2 (ESD)		Protected Lines	Reverse Working Voltage	EMI Filter Performance		Channnel Clamp Voltage	Package
			Contact	Air		V_{RWM} Max	Cut-Off Freq Typ.	Insertion Loss Typ.	(Ipp = 12A) V_{CL} Max.	
AOZ8013	4-Line EMI Filter with Integrated ESD Protection	RC	± 18 kV	± 18 kV	4	5.0 V	90 MHz	-35 dB attenuation from 800 MHz to 2.2 GHz	9.5 V	DFN 2x2
AOZ8014	4-Line EMI Filter with Integrated ESD Protection	RC	± 17 kV	± 17 kV	4	5.0 V	125 MHz	-25 dB attenuation from 800 MHz to 3.0 GHz	8.5 V	DFN 2x2
AOZ8033	4-Line EMI Filter with Integrated ESD Protection	RC	± 20 kV	± 20 kV	4	5.0 V	90 MHz	-35 dB attenuation from 800 MHz to 3.0 GHz	10.0 V	DFN 1.8x1.2
AOZ8043	4-Line Low Cap EMI Filter with Integrated ESD Protection	RC	± 20 kV	± 20 kV	4	5.0 V	250 MHz	-20 dB attenuation from 1 GHz to 3.0 GHz	10.0 V	DFN 1.8x1.2
AOZ8073	4-Line Low Cap EMI Filter with Integrated ESD Protection	RC	± 15 kV	± 15 kV	4	5.0 V	220 MHz	-20 dB attenuation from 700 MHz to 3.0 GHz	14.0 V	DFN 1.8x1.2
AOZ8533	4-Line EMI Filter with Integrated ESD Protection	LC	± 20 kV	± 20 kV	4	5.0 V	450 MHz	-25 dB attenuation from 800 MHz to 5.0 GHz	12.0 V	DFN 1.8x1.2
AOZ8015	6-Line EMI Filter with Integrated ESD Protection	RC	± 17 kV	± 17 kV	6	5.0 V	100 MHz	-30 dB attenuation from 800 MHz to 3.0 GHz	11.0 V	DFN 3x1.35
AOZ8025	6-Line Low Cap EMI Filter with Integrated ESD Protection	RC	± 20 kV	± 20 kV	6	5.0 V	250 MHz	-20 dB attenuation from 1 GHz to 3.0 GHz	10.0 V	DFN 3x1.35
AOZ8035	6-Line EMI Filter with Integrated ESD Protection	RC	± 20 kV	± 20 kV	6	5.0 V	90 MHz	-30 dB attenuation from 800 MHz to 3.0 GHz	10.0 V	DFN 2.5x1.2
AOZ8045	6-Line Low Cap EMI Filter with Integrated ESD Protection	RC	± 20 kV	± 20 kV	6	5.0 V	250 MHz	-20 dB attenuation from 1 GHz to 3.0 GHz	10.0 V	DFN 2.5x1.2
AOZ8075	6-Line Low Cap EMI Filter with Integrated ESD Protection	RC	± 15 kV	± 15 kV	6	5.0 V	220 MHz	-20 dB attenuation from 700 MHz to 3.0 GHz	14.0 V	DFN 2.5x1.2
AOZ8175	6-Line Low Cap EMI Filter with Integrated ESD Protection	RC	± 15 kV	± 15 kV	6	5.0 V	220 MHz	-20 dB attenuation from 700 MHz to 3.0 GHz	14.0 V	DFN 3x1.35
AOZ8535	6-Line EMI Filter with Integrated ESD Protection	LC	± 20 kV	± 20 kV	6	5.0 V	450 MHz	-25 dB attenuation from 800MHz to 5.0 GHz	12.0 V	DFN 2.5x1.2
AOZ8010	8-Line EMI Filter with Integrated ESD Protection	RC	± 18 kV	± 18 kV	8	5.0 V	90 MHz	-35 dB attenuation from 800 MHz to 2.2 GHz	9.5 V	DFN 4x1.6
AOZ8011	8-Line EMI Filter with Integrated ESD Protection	RC	± 17 kV	± 17 kV	8	5.0 V	125 MHz	-25dB attenuation from 800 MHz to 3.0 GHz	8.5 V	DFN 4x1.6
AOZ8020	8-Line Low Cap EMI Filter with Integrated ESD Protection	RC	± 20 kV	± 20 kV	8	5.0 V	250 MHz	-20 dB attenuation from 1 GHz to 3.0 GHz	10.0 V	DFN 4x1.6
AOZ8030	8-Line EMI Filter with Integrated ESD Protection	RC	± 20 kV	± 20 kV	8	5.0 V	90 MHz	-35 dB attenuation from 800 MHz to 3.0 GHz	10.0 V	DFN 3.5x1.2
AOZ8040	8-Line Low Cap EMI Filter with Integrated ESD Protection	RC	± 20 kV	± 20 kV	8	5.0 V	250 MHz	-20 dB attenuation from 1 GHz to 3.0 GHz	10.0 V	DFN 3.5x1.2
AOZ8070	8-Line Low Cap EMI Filter with Integrated ESD Protection	RC	± 15 kV	± 15 kV	8	5.0 V	220 MHz	-20 dB attenuation from 700 MHz to 3.0 GHz	14.0 V	DFN 3.5x1.2
AOZ8170	8-Line Low Cap EMI Filter with Integrated ESD Protection	RC	± 15 kV	± 15 kV	8	5.0 V	220 MHz	-20 dB attenuation from 700 MHz to 3.0 GHz	14.0 V	DFN 4x1.6
AOZ8510	8-Line EMI Filter with Integrated ESD Protection	LC	± 18 kV	± 24 kV	8	5.0 V	155 MHz	-40 dB attenuation from 800 MHz to 3.0 GHz	12.0 V	DFN 4x1.6
AOZ8530	8-Line EMI Filter with Integrated ESD Protection	LC	± 24 kV	± 30 kV	8	5.0 V	450 MHz	-25 dB attenuation from 800 MHz to 5.0 GHz	12.0 V	DFN 3.5x1.2

MOSFETS AND IGBTs

AOS pioneered the fab-lite model in the Trench Power MOSFET field, developing leading-edge products that are exclusively headquarters and are then produced with its very efficient manufacturing model. Our product portfolio covers 6V to 1000V manufactured in state-of-the-art 8-inch fabs. Advanced proprietary silicon and packaging processes are designed in AOS's U.S. MOSFETs and 600V, 650V, 1200V, and 1350V IGBTs.

Low Voltage MOSFETs

Part Number		Package	Configuration	Popular Application	Type	ESD Diode	Schottky Diode	Schottky Type	V_{DS} (V)	V_{GS} (±V)	I_D (A)		P_D (W)		$R_{DS(ON)}$ (mΩ max) at V_{GS} =						VGS(th) (max V)	Ciss (pF)	Coss (pF)	Crss (pF)	Qg (nC)	Qgd (nC)	Trr (ns)	Qrr (nC)
											25°C	70°C	25°C	70°C	10V	4.5V	2.5V	1.8V	1.5V	1.2V								
WLCSP 1.57x1.57 / 1.6x1.6																												
AOC2411		WLCSP 1.6x1.6	Single	Load Switch	P	No	No		-30	12	-3.4		0.8			45*	60*				-1.4	1253	167	105	12.5	3.2	14.5	
AOC2800		WLCSP 1.57x1.57	Common Drain	Load Switch	N	No	No		30	12	6		1.3			42[2]	61[2]				1.5	984	93	57	9.1			
AOC2802		WLCSP 1.57x1.57	Common Drain	Load Switch	N	No	No		20	12	6		1.3			34[2]	52[2]				1.5	1000	152	114	10.4			
AlphaDFN 0.97x0.97																												
AOC2422		MCSP 0.97x0.97A	Single	General Purpose	N	Yes	No		6	5	3.5		0.6				33	38	43	58	0.8	870	250	155	9.5	2	15	5
AOC2421		MCSP 0.97x0.97A	Single	Load Switch	P	Yes	No		-8	5	-2.5		0.6				60	72	85	115	-0.7	752	178	104	7.5	1	12	4
AOC2403[1]		MCSP 0.97x0.97	Single	Load Switch	P	No	No		-20	8	-1.8		0.45			95*	115*	150*	200*		-1	405	75	45	4.8*	1	22	8.5
AOC2423		MCSP 0.97x0.97A	Single	Load Switch	P	Yes	No		-20	12	-2		0.6		80	95	120				1.2	470	92	60	5	0.5	8.5	3
AlphaDFN 1.5x1.5 / 1.57x1.57																												
AOC2412		MCSP 1.57x1.57	Single	General Purpose	N	Yes	No		20	8	4.5		0.55			23	26	30			1	1842	245	70	21.5	4.5	20	10
AOC2414		MCSP 1.57x1.57	Single	General Purpose	N	Yes	No		8	5	4.5		0.55				19	21	24	29	0.8	2042	600	298	21.5	4.5	20	10
AOC2413		MCSP 1.57x1.57	Single	Load Switch	P	Yes	No		-8	5	-3.5		0.55				28	32	37	47	-0.65	1935	475	240	19	3.5	17	9
AOC2415		MCSP 1.57x1.57	Single	Load Switch	P	Yes	No		-20	8	-3.5		0.55			33	38	45	54		-1	1685	235	150	19	5.5	16	9
AOC2417		MCSP 1.57x1.57	Single	Load Switch	P	Yes	No		-20	12	-3.5		0.55		32	38	50				-1.4	1355	225	150	14	4	20	6
AOC2401		MCSP 1.57x1.57	Single	Load Switch	P	Yes	No		-30	12	-3		0.55		41	47	58				-1.3	1327	158	102	13.5	4	15	5
AOC2804		MCSP 1.57x1.57	Common Drain	Load Switch	N	No	No		20	12	4		0.7			22[2]	36[2]				1.3				9.5			
AOC2804B	***NEW***	**MCSP 1.5x1.5**	**Common Drain**	**Load Switch**	**N**	**Yes**	**No**		**20**	**12**	**6**		**1.3**			**34[2]**	**56[2]**				**1.3**				**9.5**			
AlphaDFN 1.7x1.7																												
AOC2870	***NEW***	**MCSP 1.7x1.7**	**Dual**	**Load Switch**	**N**	**Yes**	**No**		**20**	**12**	**10**		**1.4**			**11.9**	**20**				**1.3**				**11.5**			
AOC2806		MCSP 1.7x1.7	Common Drain	Load Switch	N	No	No		20	12	4.5		0.7			18[2]	29[2]				0.85				12.5			
AlphaDFN 2.7x1.8																												
AOC3864	***NEW***	**MCSP 2.7x1.8**	**Common Drain**	**Load Switch**	**N**	**Yes**	**No**		**20**	**8**	**19**		**2.4**		**5.7[2]**	**9[2]**					**1.3**				**27**			
AlphaDFN 3.2x2.0																												
AOC4810[1]		MCSP 3.2x2.0	Common Drain	Load Switch	N	No	No		30	20	8		0.9		8.8[2]	14.5[2]					1.8	1130	500	90	20			
SC-70																												
AO7400		SC-70-3	Single	General Purpose	N	No	No		30	12	1.7	1.3	0.35	0.22	55	65	85				1.5	235	35	18	4.7	1.6	8.5	2.6
AO7410		SC-70-3	Single	General Purpose	N	No	No		30	12	1.7	1.3	0.35	0.22	55	65	85				1.5	235	35	18	4.7	1.6	8.5	2.6
AO7412		SC-70-6	Single	General Purpose	N	No	No		30	12	1.7	1.3	0.35	0.22	55	65	85				1.5	235	35	18	4.7	1.6	8.5	2.6
AO7404		SC-70-3	Single	General Purpose	N	Yes	No		20	8	1	0.75	0.35	0.22		225	290	425			0.8	101	17	14	1.57	0.36	6.7	1.6
AO7408		SC-70-6	Single	General Purpose	N	No	No		20	8	2	1.5	0.35	0.22		62	75	85			1	260	48	27	2.9*	0.6	14	3.8
AO7414		SC-70-6	Single	General Purpose	N	No	No		20	8	2	1.5	0.35	0.22		62	70	85			1	260	48	27	2.9	0.6	14	3.4
AO7403		SC-70-3	Single	General Purpose	P	Yes	No		-20	8	-0.7	-0.5	0.35	0.22		470	625	900			-0.9	114	17	14	1.44	0.35	10	3
AO7407		SC-70-3	Single	General Purpose	P	No	No		-20	8	-1.2	-1	0.63	0.4		135	170	220			-1	560	80	70	8.5*	2.1	37	27
AO7411		SC-70-6	Single	General Purpose	P	No	No		-20	8	-1.8	-1.5	0.63	0.4		120	150	200			-1	560	80	70	8.5	2.1	37	27
AO7413		SC-70-3	Single	General Purpose	P	Yes	No		-20	12	-1.4	-1.2	0.35	0.22	113	135	180				-1.2	325	63	37	3.2	0.9	6.1	1.4
AO7415		SC-70-6	Single	General Purpose	P	Yes	No		-20	12	-2	-1.6	0.63	0.4	100	125	170				-1.2	325	63	37	3.2	0.9	6.1	1.4
AO7417		SC-70-6	Single	General Purpose	P	No	No		-20	8	-1.9	-1.6	0.57	0.36		80	100	125	150		-1	560	80	70	8.5	2.1	37	27

1. Not recommended for new designs. Please contact your local sales office for a replacement part, if any.
2. On-resistance Static Source-Source, otherwise Static Drain-Source.

* For bottom exposed packages, the I_D and P_D are calculated at 100°C, otherwise at 70°C.
* $R_{DS(ON)}$ measured at V_{GS} other than 10V, 4.5V, 1.8V, 1.5V, or 1.2V.
* Qg measured with V_{GS} = 10V. In all other cases V_{GS} = 4.5V.

Low Voltage MOSFETs *(Continued)*

Part Number	Package	Configuration	Popular Application	Type	ESD Diode	Schottky Diode	Schottky Type	V_{DS} (V)	V_{GS} (±V)	I_D (A)		P_D (W)		$R_{DS(ON)}$ (mΩ max) at V_{GS} =						VGS(th) (max V)	Ciss (pF)	Coss (pF)	Crss (pF)	Qg (nC)	Qgd (nC)	Trr (ns)	Qrr (nC)
										25°C	70°C	25°C	70°C	10V	4.5V	2.5V	1.8V	1.5V	1.2V								
AO7401	SC-70-3	Single	General Purpose	P	No	No		-30	12	-1.4	-1	0.35	0.22	115	140	200				-1.4	260	37	20	2.8	1	11.5	4.5
AO7405	SC-70-6	Single	General Purpose	P	No	No		-30	12	-1.4	-1	0.35	0.22	115	140	200				-1.4	260	37	20	2.8	1	11.5	4.5
AO7800	SC-70-6	Dual	General Purpose	N	Yes	No		20	8	0.9	0.7	0.3	0.19		300	350	450			0.9	101	17	14	1.57	0.36	6.7	1.6
AO7801	SC-70-6	Dual	General Purpose	P	No	No		-20	8	-0.6	-0.48	0.3	0.19		520	700	950			-0.9	114	17	14	1.44	0.35	10	3
AO7600	SC-70-6	Complementary	Inverter	N	No	No		20	8	0.9	0.7	0.3	0.19		300	350	450			0.9	101	17	14	1.57	0.36	6.7	1.6
AO7600	SC-70-6	Complementary	Inverter	P	No	No		-20	8	-0.6	-0.48	0.3	0.19		550	700	950			-0.9	114	17	14	1.44	0.35	10	3
SC-89																											
AO5404E	SC-89-3	Single	Load Switch	N	Yes	No		20	8	0.5	0.5	0.38	0.24		550	680	800			1	35	8	6	0.63	0.16	8	2
AO5401E	SC-89-3	Single	Load Switch	P	Yes	No		-20	8	-0.5	-0.45	0.38	0.24		800	1000	1300			-0.9	72	17	9			27	8.3
AO5804E	SC-89-6	Dual	Load Switch	N	Yes	No		20	8	0.5	0.5	0.38	0.24		550	680	800			1	35	8	6	0.63	0.16	8	2
AO5803E	SC-89-6	Dual	Load Switch	P	Yes	No		-20	8	-0.6	-0.4	0.4	0.24		800	1000	1250			-0.9	72	17	9			27	8.3
AO5600E	SC-89-6	Complementary	Inverter	N	Yes	No		20	8	0.6	0.4	0.38	0.24		650	750	950			1	35	8	6	0.63	0.16	8	2
AO5600E	SC-89-6	Complementary	Inverter	P	Yes	No		-20	8	-0.5	-0.4	0.38	0.24		800	1000	1300			-1	72	17	9			27	8.3
SOT-23																											
AO3400	SOT-23-3	Single	General Purpose	N	No	No		30	12	5.8	4.9	1.4	1	28	33	52				1.45	630	75	50	6	1.8	8.5	2.6
AO3400A	SOT-23-3	Single	General Purpose	N	No	No		30	12	5.7	4.7	1.4	0.9	26.5	32	48				1.45	630	75	50	6	1.8	8.5	2.6
AO3402	SOT-23-3	Single	General Purpose	N	No	No		30	12	4	3.2	1.4	0.9	52	65	85				1.5	235	35	18	4.7	1.6	8.5	2.6
AO3404	SOT-23-3	Single	General Purpose	N	No	No		30	20	5	4	1.4	0.9	31	43					2.4	255	45	35	2.55	1.3	8.5	2.2
AO3404A	SOT-23-3	Single	General Purpose	N	No	No		30	20	5.8	4.9	1.4	0.9	25	35					2.6	373	67	41	3.3	1.7	10.5	4.5
AO3406	SOT-23-3	Single	General Purpose	N	No	No		30	20	3.6	2.9	1.4	0.9	50	70					2.5	170	35	23	2	1	7.5	2.5
AO3418	SOT-23-3	Single	SMPS	N	No	No		30	12	3.8	3.1	1.4	0.9	55	65	85				1.5	235	35	18	4.7	1.6	8.5	2.6
AO3424	SOT-23-3	Single	General Purpose	N	No	No		30	12	3.8	3.1	1.4	0.9	55	65	85				1.5	235	35	18	4.7	1.6	8.5	2.6
AO3434A	SOT-23-3	Single	Battery Protection	N	Yes	No		30	12	4	3	1.4	0.9	52	60	78				1.5	245	35	20	2.6	1	6.5	7.5
AO3414	SOT-23-3	Single	General Purpose	N	No	No		20	8	3	2.5	1.4	0.9		62	70	85			1	260	48	27	2.9	0.6	14	3.8
AO3416	SOT-23-3	Single	Load Switch	N	Yes	No		20	8	6.5	5.2	1.4	0.9		22	26	34			1.1	1295	160	87	10	2.6	31	6.8
AO3420	SOT-23-3	Single	Load Switch	N	No	No		20	12	6	5	1.4	0.9	24	27	42	55			1.1	525	95	75	6	2	14	6
AO3413	SOT-23-3	Single	General Purpose	P	No	No		-20	8	-3	-2.4	1.4	0.9		80	100	130			-1	560	80	70	8.5	2.1	37	27
AO3415	SOT-23-3	Single	General Purpose	P	Yes	No		-20	8	-4	-3.5	1.5	1		41	53	65			-0.9	751	115	80	9.3	2.2	26	51
AO3415A	SOT-23-3	Single	General Purpose	P	Yes	No		-20	8	-5	-4	1.5	1		41	53	65			-0.9	751	115	80	9.3	2.2	26	51
AO3419	SOT-23-3	Single	General Purpose	P	Yes	No		-20	12	-3.5	-2.8	1.4	0.9	85	102	140				-1.2	325	63	37	3.1	1.1	11	4.3
AO3423	SOT-23-3	Single	General Purpose	P	Yes	No		-20	12	-2	-2	1.4	0.9	92	118	166				-1.2	325	63	37	3.2	0.9	6.1	1.4
AO3435	SOT-23-3	Single	SMPS	P	No	No		-20	8	-2.9	-2.3	1	0.6		70	90	110	130		-1	510	70	52	5.6	1.8	17	4
AO3401	SOT-23-3	Single	General Purpose	P	No	No		-30	12	-4	-3.2	1.4	0.9	50	60	85				-1.3	645	80	55	7	2.5	11	3.5
AO3401A	SOT-23-3	Single	General Purpose	P	No	No		-30	12	-4	-3.2	1.4	0.9	50	60	85				-1.3	645	80	55	7	2.5	11	3.5
AO3403	SOT-23-3	Single	General Purpose	P	No	No		-30	12	-2.6	-2.2	1.4	0.9	115	150	200				-1.4	260	37	20	2.8	1	11.5	4.5
AO3407	SOT-23-3	Single	General Purpose	P	No	No		-30	20	-4.1	-3.5	1.4	0.9	52	87					2.4	520	100	65	4.6	2.2	11	5.3
AO3407A	SOT-23-3	Single	General Purpose	P	No	No		-30	20	-4.3	-3.5	1.4	0.9	48	78					-2.4	520	100	65	4.6	2.2	11	5.3
AO3409	SOT-23-3	Single	General Purpose	P	No	No		-30	20	-2.6	-2.2	1.4	1	110	180					-2.4	197	42	26	2.2	1.1	11.3	4.4
AO3421	SOT-23-3	Single	General Purpose	P	No	No		-30	20	-2.6	-2.2	1.4	1	110	180					-2.4	197	42	26	2.2	1.1	11.3	4.4
AO3421E	SOT-23-3	Single	General Purpose	P	Yes	No		-30	20	-3	-2	1.4	0.9	95	160					-2.5	215	46.5	27.5	2.2	1.2	9	16
TSOP-6																											
AO6400	TSOP-6	Single	General Purpose	N	No	No		30	12	6.9	5.8	2	1.3	28	33	52				1.45	630	75	50	6	1.8	8.5	2.6
AO6402	TSOP-6	Single	General Purpose	N	No	No		30	20	5	4	1.25	0.8	31	43					2.4	255	45	35	2.55	1.3	8.5	2.2
AO6402A	TSOP-6	Single	General Purpose	N	No	No		30	20	7.5	6	2	1.28	24	35					2.6	373	67	41	3.5	1.7	10.5	4.5
AO6424	TSOP-6	Single	General Purpose	N	No	No		30	20	5	4	1.25	0.8	31	43					2.4	255	45	35	2.55	1.3	8.5	2.2

1. Not recommended for new designs. Please contact your local sales office for a replacement part, if any.
2. On-resistance Static Source-Source, otherwise Static Drain-Source.

* For bottom exposed packages, the I_D and P_D are calculated at 100°C, otherwise at 70°C.
* $R_{DS(ON)}$ measured at V_{GS} other than 10V, 4.5V, 1.8V, 1.5V, or 1.2V.
* Qg measured with V_{GS} = 10V. In all other cases V_{GS} = 4.5V.

Low Voltage MOSFETs *(Continued)*

Part Number		Package	Configuration	Popular Application	Type	ESD Diode	Schottky Diode	Schottky Type	V_{DS} (V)	V_{GS} (±V)	I_D (A)		P_D (W)		$R_{DS(ON)}$ (mΩ max) at V_{GS} =						VGS(th) (max V)	Ciss (pF)	Coss (pF)	Crss (pF)	Qg (nC)	Qgd (nC)	Trr (ns)	Qrr (nC)
											25°C	70°C	25°C	70°C	10V	4.5V	2.5V	1.8V	1.5V	1.2V							
AO6424A		TSOP-6	Single	General Purpose	N	No	No		30	20	6.5	5	2.5	1.5	35	48					2.4	270	50	35	3.2	1.75	10	2.3
AO6432		TSOP-6	Single	General Purpose	N	No	No		30	20	7.5	6	2	1.28	24	35					2.6	373	67	41	3.5	1.7	10.5	4.5
AO6404		TSOP-6	Single	Load Switch	N	No	No		20	12	8.6	6.8	2	1.28	17	18	24	33			1	1810	232	200	17.9	4.7	22	9.8
AO6409		TSOP-6	Single	Load Switch	P	Yes	No		-20	8	-5.5	-4.2	2.1	1.3		41	53	65			-0.9	751	115	80	9.3	2.2	26	51
AO6409A		TSOP-6	Single	Load Switch	P	Yes	No		-20	8	-5.5	-4	2.1	1.3		41	53	65			-0.9	751	115	80	9.3	2.2	26	51
AO6411	***NEW***	**TSOP-6**	**Single**	**Load Switch**	**P**	**No**	**No**		**-20**	**8**	**-7**	**-5.5**	**2.7**	**1.7**	**0**	**28.5**	**36.5**	**47**			**-0.9**	**1025**	**167**	**119**	**13***	**3.4**	**30**	**80**
AO6415		TSOP-6	Single	Load Switch	P	Yes	No		-20	12	-3.3	-2.7	1.25	0.8	82	100	140				-1.2	325	63	37	3.2	0.9	6.1	1.4
AO6401		TSOP-6	Single	General Purpose	P	No	No		-30	12	-5	-4	2	1.3	47	64	85				-1.3	645	80	55	7	2.5	11	3.5
AO6401A		TSOP-6	Single	General Purpose	P	No	No		-30	12	-5	-4	2	1.3	47	64	85				-1.3	645	80	55	7	2.5	11	3.5
AO6403		TSOP-6	Single	General Purpose	P	No	No		-30	20	-6	-5	2	1.3	35	58					-2.4	760	140	95	6.7	3.2	15	9.7
AO6405		TSOP-6	Single	General Purpose	P	No	No		-30	20	-5	-4.2	2	1.3	52	87					-2.4	520	100	65	4.6	2.2	11	5.3
AO6800		TSOP-6	Dual	General Purpose	N	No	No		30	12	3.4	2.7	1.15	0.73	60	70	90				1.5	235	35	18	4.7	1.6	8.5	2.55
AO6802		TSOP-6	Dual	General Purpose	N	No	No		30	20	3.5	3	1.15	0.73	50	70					2.5	170	35	23	2	1	7.5	2.5
AO6804A		TSOP-6	Dual	Load Switch	N	Yes	No		20	12	5	4	1.3	0.8		28	39				1	580	95	70	5.8	1.6	32	3.2
AO6801A		TSOP-6	Dual	General Purpose	P	No	No		-30	12	-2.3	-2	1.15	0.73	115	150	200				-1.4	260	37	20	2.8	1	11.5	4.5
AO6801E		TSOP-6	Dual	General Purpose	P	Yes	No		-30	12	-2	-1.6	0.7	0.5	110	135	185				-1.5	305	42	26	3.5	1.2	9.5	13.5
AO6808		TSOP-6	Common Drain	Load Switch	N	Yes	No		20	12	4.6	3.7	0.8	0.5		19	23				1	620	125	64	7.7	2.7	25	9
AO6601		TSOP-6	Complementary	Inverter	N	No	No		30	12	3.4	2.7	1.15	0.73	60	70	90				1.5	235	35	18	4.7	1.6	8.5	2.55
AO6601		TSOP-6	Complementary	Inverter	P	No	No		-30	12	-2.3	-1.8	1.15	0.73	115	150	200				-1.4	260	37	20	2.8	1	11.5	4.5
AO6602		TSOP-6	Complementary	Inverter	N	No	No		30	20	3.5	3	1.15	0.73	50	70					2.5	170	35	23	2	1	7.5	2.5
AO6602		TSOP-6	Complementary	Inverter	P	No	No		-30	20	-2.7	-2.1	1.15	0.73	100	170					-2.4	197	42	26	2.2	1.1	11.3	4.4
AO6604		TSOP-6	Complementary	Inverter	N	No	No		20	8	3.4	2.5	1.1	0.7		65	75	100			1	260	48	27	2.9	0.6	14	3.8
AO6604		TSOP-6	Complementary	Inverter	P	No	No		-20	8	-2.5	-2	1.1	0.7		75	95	115			-1	560	80	70	8.5	2.1	37	27
TSSOP-8																												
AO8808A		TSSOP-8	Dual	Battery Protection	N	Yes	No		20	12	8	6.3	1.4	1	14	15	20	28			1	1160	232	146	16	3.8	20.2	8
AO8807		TSSOP-8	Dual	Load Switch	P	Yes	No		-12	8	-6.5	-5	1.4	0.9		20	24	30			-0.85	1740	334	200	19	5.3	22	17
AO8801		TSSOP-8	Dual	Load Switch	P	Yes	No		-20	8	-4.7	-3.7	1.4	0.9		42	53	70			-1	1450	205	160	17.2	4.5	31	13.8
AO8801A		TSSOP-8	Dual	Load Switch	P	Yes	No		-20	8	-4.5	-3.6	1.5	0.96		42	54	68			-0.9	751	115	80	9.3	22	26	51
AO8804		TSSOP-8	Common Drain	Battery Protection	N	Yes	No		20	12	8	6.3	1.5	1.08	13	14	19	27			1	1810	232	200	19.8	5	20.2	8
AO8810		TSSOP-8	Common Drain	Battery Protection	N	Yes	No		20	8	7	5.7	1.5	1		20	23	28			1.1	1295	160	97	10	2.6	31	6.8
AO8814		TSSOP-8	Common Drain	Battery Protection	N	Yes	No		20	12	7.5	6	1.5	0.96	16	18	24	34			1	1390	190	150	15.4	4	15	5.1
AO8820		TSSOP-8	Common Drain	Battery Protection	N	Yes	No		20	12	7	5.5	1.5	0.96	21	24	32	50			1.1	500	100	52	6	1	9	10
AO8822		TSSOP-8	Common Drain	Battery Protection	N	Yes	No		20	12	7	5.7	1.5	0.96	18	22	27				1	650	140	60	6.7	3	10	11
AO8830		TSSOP-8	Common Drain	Battery Protection	N	Yes	No		20	12	6	4.8	1.5	0.94	27	30	41	55			1	290	120	40	5.2	1.9	25	8
DFN 1.0x0.6																												
AON1606		DFN 1.6x0.6	Single	Load Switch	N	Yes	No		20	8	0.7	0.55	0.9	0.55		275	335	390			1	62.5	12.5	9	0.85	0.25		
AON1605		DFN 1.6x0.6	Single	Load Switch	P	Yes	No		-20	8	-0.7	-0.55	0.9	0.55		710	930	1250			-1.1	50	12	7.5	0.75	0.2		
DFN 1.6x1.6																												
AON1634		DFN 1.6x1.6A	Single	Load Switch	N	Yes	No		30	12	4	3	1.8	1.15	54	62	82				1.5	245	35	20	2.6	1	6.5	7.5
AON1610		DFN 1.6x1.6A	Single	Load Switch	N	Yes	No		20	8	4	3	1.8	1.15		29	34	44	60		1.1	748	96	67	7.5	1.8	8.5	3
AON1620		DFN 1.6x1.6A	Single	Load Switch	N	Yes	No		12	8	4	3	1.8	1.15		22	27	36			1	770	180	130	8	2	10	3
AON1611		DFN 1.6x1.6A	Single	Load Switch	P	Yes	No		-20	8	-4	-3	1.8	1.15		58	76	98	120		-0.9	550	93	64	7	1.9	16	6.5
DFN 2x2																												
AON2410		DFN 2x2B	Single	Load Switch	N	No	No		30	12	8	6	2.8	1.8		21	28				1.5	813	98	56	8	2.6	10	2.4
AON2420		DFN 2x2B	Single	General Purpose	N	No	No		30	20	8	6	2.8	1.8	11.7	17.5					2.2	552	227	28	4.3	1.7	13.2	3.2

1. Not recommended for new designs. Please contact your local sales office for a replacement part, if any.
2. On-resistance Static Source-Source, otherwise Static Drain-Source.

* For bottom exposed packages, the I_D and P_D are calculated at 100°C, otherwise at 70°C.
* $R_{DS(ON)}$ measured at V_{GS} other than 10V, 4.5V, 1.8V, 1.5V, or 1.2V.
* Qg measured with V_{GS} = 10V. In all other cases V_{GS} = 4.5V.

Low Voltage MOSFETs *(Continued)*

Part Number		Package	Configuration	Popular Application	Type	ESD Diode	Schottky Diode	Schottky Type	V_{DS} (V)	V_{GS} (±V)	I_D (A)		P_D (W)		$R_{DS(ON)}$ (mΩ max) at V_{GS} =						VGS(th) (max V)	Ciss (pF)	Coss (pF)	Crss (pF)	Qg (nC)	Qgd (nC)	Trr (ns)	Qrr (nC)
											25°C	70°C	25°C	70°C	10V	4.5V	2.5V	1.8V	1.5V	1.2V								
AON2406		DFN 2x2B	Single	Load Switch	N	No	No		20	8	8	6	2.8	1.8		12.5	15	19	24		1	1140	165	110	12.5	2.7	11	3
AON2408		DFN 2x2B	Single	Load Switch	N	No	No		20	12	8	6	2.8	1.8		14.5	19				1.2	782	158	98	7	2.4	11	2.7
AON2400		DFN 2x2B	Single	Load Switch	N	No	No		8	5	8	6	2.8	1.8			11	13	16	23	0.46	1645	470	320	16	2.8	17	9
AON2401		DFN 2x2B	Single	Load Switch	P	No	No		-8	5	-8	-6	2.8	1.8			22	28	36	53	-0.65	1465	345	235	12.5	3	23	7
AON2403		DFN 2x2B	Single	Load Switch	P	No	No		-12	8	-8	-6	2.8	1.8		21	28	40	54		-0.9	1370	350	258	12.7	3.4	20.7	5.2
AON2411		DFN 2x2C	Single	Load Switch	P	Yes	No		-12	8	-20	-15.5	5	3.2		8	11.6	17.5			-0.9	2180	675	425	20	5.5	28	13
AON2405		DFN 2x2B	Single	Load Switch	P	No	No		-20	8	-8	-6	2.8	1.8		32	41	56	70		-0.9	1025	167	119	13	3.4	15	4
AON2701		DFN 2x2	Single	Load Switch	P	No	Yes	2 A	-20	8	-3	-2.3	1.5	0.95		120	160	200			-1	540	90	63	5	1	21	9.1
AON2407		DFN 2x2B	Single	Load Switch	P	No	No		-30	12	-6.3	-5	2.8	1.8	37.5	46	70				-1.5	746	105	70	8	2.8	19	46
AON2409		DFN 2x2B	Single	Load Switch	P	No	No		-30	20	-8	-6.3	2.8	1.8	32	53					-2.3	530	114	75	6	3	12.2	25.4
AON2705		DFN 2x2	Single	General Purpose	P	No	Yes	2 A	-30	20	-3	-2.4	1.5	0.95	108	165					-2.3	180	44	25	2	1	10.5	3.5
AON2707		DFN 2x2	Single	General Purpose	P	No	Yes	2 A	-30	12	-4	-3	2.8	1.8	117	138	193				-1.5	305	42	26	3.2	1.2	15	6
AON2802		DFN 2x2	Dual	Battery Protection	N	Yes	No		30	12	2	1.6	2.1	1.3	60	68	88				1.5	245	35	20	2.6	1	2	3
AON2810		DFN 2x2	Dual	General Purpose	N	Yes	No		30	12	2	1.6	2.5	1.6	44	52	74				1.4	235	75	15	2.2	0.7	7.2	1.3
AON2812		DFN 2x2	Dual	General Purpose	N	Yes	No		30	12	4.5	3.5	2.5	1.6	37	45	70				1.4	235	75	15	2.2	0.7	7.2	1.3
AON2800		DFN 2x2	Dual	Battery Protection	N	Yes	No		20	8	4	3	1.5	0.95		47	65				1.2	360	65	50	4.15	1.15	11	3
AON2809		DFN 2x2	Dual	Load Switch	P	Yes	No		-12	8	-2	-1.6	2.1	1.3		68	90	118			-0.9	415	115	78	4.4	0.9	21	5
AON2801		DFN 2x2	Dual	Load Switch	P	No	No		-20	8	-3	-2	1.1	0.73		120	160	200			-1	540	90	63	5	1	21	9.1
AON2803		DFN 2x2	Dual	Load Switch	P	No	No		-20	8	-3.8	-3	1.5	0.95		70	90	115			-1	560	80	70	8.5	2.1	37	27
DFN 2x5																												
AON5802B		DFN 2x5	Common Drain	Battery Protection	N	Yes	No		30	12	7.2	5.6	1.6	1		19	30				1.5	920	105	52	7.5	2.5	21.6	10
AON5810		DFN 2x5	Common Drain	Battery Protection	N	Yes	No		20	12	7.7	6.1	1.6	1		18	25	40			1	1360	200	178	13.1	3.9	18.8	8.1
AON5820		DFN 2x5	Common Drain	Battery Protection	N	Yes	No		20	12	10	8	1.7	1		9.5	13				1	1255	200	168	12.5	6.5	11	15
DFN 3x2																												
AON4420L		DFN 3x2	Single	Load Switch	N	No	No		30	20	10	8	1.6	1	19	25					2.5	550	110	55	4.6	2.2	11	13
AON4407		DFN 3x2	Single	Load Switch	P	Yes	No		-12	8	-9	-7	2.5	1.6		20	25	31			-0.85	1740	334	200	19	5.3	22	17
AON4703		DFN 3x2	Single	Load Switch	P	No	Yes	1 A	-20	8	-3.4	-2.7	1.7	1.1		90	120	160			-1	540	80	49	6.1	1.6	37	27
AON4421		DFN 3x2	Single	Load Switch	P	No	No		-30	20	-8	-6	2.5	1.6	26	34					-1.8	930	170	120	8.6	3.4	18	32
AON4803		DFN 3x2	Dual	Load Switch	P	No	No		-20	8	-3.4	-2.7	1.7	1.1		90	120	165			-1	540	80	49	6.1	1.6	21	7.5
AON4805L		DFN 3x2	Dual	Load Switch	P	No	No		-20	8	-4.5	-3.5	2	1.3		65	85	115			-1	560	80	70	8.5	2.1	37	27
AON4807		DFN 3x2	Dual	Load Switch	P	No	No		-30	20	-4	-3	1.9	1.2	68	105					-2.3	290	60	40	2.8	1.3	10	20
AON4605		DFN 3x2	Complementary	Inverter	N	No	No		30	20	4.3	3.4	1.9	1.2	65	115					3	238	35	30	3.1	1.6	7.5	2.5
AON4605		DFN 3x2	Complementary	Inverter	P	No	No		-30	20	-3.4	-2.7	1.9	1.2	110	180					-3	290	42	44	3	1.6	11.3	4.4
DFN 3x3																												
AON3414		DFN 3x3	Single	Load Switch	N	Yes	No		30	20	10.5	8	3.1	2	17	23					2.4	690	105	80	7.5	3	7.5	11.5
AON7200		DFN 3x3	Single	SMPS	N	No	No		30	20	40	31*	62	25*	8	11					2.4	1090	490	38	7	2.5	13	25
AON7380	***NEW***	**DFN 3x3**	**Single**	**SMPS**	**N**	**No**	**No**		**30**	**20**	**24**	**24***	**24**	**9.5***	**6.8**	**10.5**					**2.2**	**825**	**335**	**40**	**6.2**	**2.6**	**11**	**17**
AON7400		DFN 3x3	Single	SMPS	N	No	No		30	12	26	20*	35	14*	12.5	14.5					1.55	1210	330	85	10	2.7	36	47
AON7400A		DFN 3x3	Single	SMPS	N	No	No		30	20	40	28*	25	10*	7.5	10.5					2.5	1150	180	105	9.5	5	8.7	13.5
AON7402		DFN 3x3	Single	SMPS High Side	N	No	No		30	20	39	24*	26	10.4*	10	15					2.2	770	240	77	7.1	3.1	11	23
AON7406		DFN 3x3	Single	SMPS	N	No	No		30	20	25	15*	15.5	6*	17	23					2.4	740	110	82	7.5	3	8	18
AON7408		DFN 3x3	Single	SMPS High Side	N	No	No		30	20	18	11.5*	11	4.5*	20	32					2.6	373	67	41	7.1	1.6	10.5	4.5
AON7410		DFN 3x3	Single	Load Switch	N	No	No		30	20	24	15*	20	8.3*	20	26					2.5	550	110	55	4.6	2.2	9	15
AON7412		DFN 3x3	Single	Load Switch	N	No	No		30	25	16	12.5*	20.8	8.3*	20	28					2	466	90	61	4.3	2.3	7.5	9.8
AON7414		DFN 3x3	Single	Load Switch	N	No	No		30	20	20	15*	15.5	6*	15	20					2.2	595	98	70	6.8	3.6	9	15

1. Not recommended for new designs. Please contact your local sales office for a replacement part, if any.
2. On-resistance Static Source-Source, otherwise Static Drain-Source.

* For bottom exposed packages, the I_D and P_D are calculated at 100°C, otherwise at 70°C.
* $R_{DS(ON)}$ measured at V_{GS} other than 10V, 4.5V, 1.8V, 1.5V, or 1.2V.
* Qg measured with V_{GS} = 10V. In all other cases V_{GS} = 4.5V.

Low Voltage MOSFETs *(Continued)*

Part Number		Package	Configuration	Popular Application	Type	ESD Diode	Schottky Diode	Schottky Type	V_{DS} (V)	V_{GS} (±V)	I_D (A)		P_D (W)		$R_{DS(ON)}$ (mΩ max) at V_{GS} =						VGS(th) (max V)	Ciss (pF)	Coss (pF)	Crss (pF)	Qg (nC)	Qgd (nC)	Trr (ns)	Qrr (nC)
											25°C	70°C	25°C	70°C	10V	4.5V	2.5V	1.8V	1.5V	1.2V								
AON7416		DFN 3x3	Single	Load Switch	N	No	No		30	12	40	26*	25	10*	8.5	10					1.7	1580	160	100	13	3	10	16
AON7422E		DFN 3x3	Single	Load Switch	N	Yes	No		30	20	40	31*	36	14*	4.3	6					1.85	2445	390	220	19	6.6	17.5	31
AON7426		DFN 3x3	Single	Load Switch	N	Yes	No		30	20	40	31*	29	12*	5.5	8					2.35	1756	283	155	16	6.2	12.3	25
AON7430		DFN 3x3	Single	General Purpose	N	No	No		30	20	34	21*	23	9*	12	16					2.5	760	125	70	6.6	3	7	8
AON7432		DFN 3x3	Single	Load Switch	N	No	No		30	12	18	14*	20.8	8.3*	15	18	24				1.5	813	98	56	8	2.6	14	2.6
AON7466		DFN 3x3	Single	General Purpose	N	No	No		30	25	30	23*	25	10*	7.5	10.5					2.5	1150	180	105	9.5	5	8.7	13.5
AON7502		DFN 3x3	Single	General Purpose	N	No	No		30	25	30	23.5*	31	12.5*	4.7	7.6*					3	1022	574	63	6.2	3.5	15.3	20
AON7506		DFN 3x3	Single	General Purpose	N	No	No		30	20	12	9.4*	20.5	8*	9.8	15.8					2.3	542	233	31	4.3	1.7	9.7	11.5
AON7508		DFN 3x3	Single	General Purpose	N	No	No		30	20	32	25*	62.5	25*	3	4.6					2.2	1835	940	90	13.6	5.3	19	36.7
AON7516		DFN 3x3	Single	Load Switch	N	No	No		30	20	30	23*	25	10*	4.5	6.8					2.2	1229	526	83	12	5.5	12.6	15.2
AON7518		DFN 3x3	Single	Load Switch	N	No	No		30	20	24	19*	23	9*	8.8	14					2.5	1086	436	34	6.9	1.8	24.5	11.5
AON7522E		DFN 3x3	Single	General Purpose	N	No	No		30	20	34	27*	31	12*	4	6.8					2.2	1540	485	448	19.7	15	15.2	22.2
AON7524		DFN 3x3	Single	General Purpose	N	Yes	No		30	12	28	22*	32	12.8*	3.3	4	5.8				1.2	2250	800	65	16	5.2	16	23
AON7530		DFN 3x3	Single	General Purpose	N	No	No		30	20	30	23*	24	9.6*	4.7	7.2					2.2	1320	530	70	8.8	4	13.5	20.6
AON7532E		DFN 3x3	Single	General Purpose	N	Yes	No		30	20	28	21*	28	11*	3.5	5.5					2.2	1950	810	95	12.8	4.8	17.5	34.5
AON7534		DFN 3x3	Single	General Purpose	N	No	No		30	20	30	23*	23	9*	5	8.5					2.2	1037	441	61	6.8	3.6	12.7	17.2
AON7538		DFN 3x3	Single	General Purpose	N	No	No		30	20	30	23*	24	9*	5.1	8.2					2.2	1128	435	59	7.4	2.3	13.3	25
AON7544		DFN 3x3	Single	General Purpose	N	No	No		30	20	30	23*	23	9*	5	8.5					2.2	951	373	62	7.5	3.2	10.2	13.6
AON7548		DFN 3x3	Single	General Purpose	N	No	No		30	20	24	19*	23	9*	8.8	14					2.5	1088	436	34	6.9	1.8	24.5	11.5
AON7556		DFN 3x3	Single	General Purpose	N	No	No		30	20	12	9.4*	12.5	5*	10.5	16.5					2.2	600	230	30	4.4	1.9	8.6	10.5
AON7566	***NEW***	**DFN 3x3**	**Single**	**General Purpose**	**N**	**Yes**	**No**		**30**	**20**	**34**	**34***	**30**	**12***	**3.7**	**5.2**					**2.4**	**3020**	**330**	**280**	**28**	**17.5**	**12**	**20**
AON7568	***NEW***	**DFN 3x3**	**Single**	**General Purpose**	**N**	**Yes**	**No**		**30**	**20**	**32**	**32***	**28**	**11***	**4.6**	**6.8**					**2.4**	**2270**	**245**	**200**	**18**	**10**	**10.5**	**16**
AON7752		DFN 3x3	Single	General Purpose	N	No	Yes		30	20	16	12*	20	8.3*	8.2	14.5					2.5	605	275	36.5	5.5	2.6	11.5	12.5
AON7754		DFN 3x3	Single	General Purpose	N	No	Yes	SRFET	30	20	32	25*	70	28*	3.6	5					2.4	1975	913	92	13.6	5.3	19	36.7
AON7764		DFN 3x3	Single	SMPS Low Side	N	No	Yes	SRFET	30	20	32	25*	30	12*	3.2	4.8					2.2	1990	1015	120	13.2	6.6	21.8	50
AON3402		DFN 3x3	Single	General Purpose	N	Yes	No		20	12	12	10	3	2	13	17	26				1	1810	232	200	17.9	4.7	20.2	8
AON7404		DFN 3x3	Single	Load Switch	N	No	No		20	12	40	31*	40	16*		6	7.5				1.6	3860	740	580	36	12	17	36
AON7436		DFN 3x3	Single	Load Switch	N	No	No		20	12	23	15*	16.7	7*	19	22	32	50			1.1	525	95	75	6	2	14	6
AON7407		DFN 3x3	Single	Load Switch	P	No	No		-20	8	-40	-29*	29	12*		9.5	12.5	18			-0.9	3495	528	425	44*	11	33	100
AON3419		DFN 3x3	Single	Load Switch	P	No	No		-30	20	-10	-7.8	3.1	2	19	32					-2.5	1040	180	125	9.6	4.5	11.5	25
AON7401		DFN 3x3	Single	Load Switch	P	No	No		-30	25	-35	-23*	29	12*	14	17*					-3	2060	370	295	30*	10	14	35
AON7403		DFN 3x3	Single	Load Switch	P	No	No		-30	25	-29	-18*	25	10*	18	36*					-3	1130	240	155	18*	3.3	12	26
AON7409		DFN 3x3	Single	Load Switch	P	Yes	No		-30	25	-32	-25*	96	38.5*	8.5	17					-2.7	2142	474	363	18.5	6	17.5	44.5
AON7804		DFN 3x3	Dual	SMPS	N	Yes	No		30	20	22	14*	17	7*	21	26					2.4	740	110	82	7.5	3	8	18
AON7810		DFN 3x3	Dual	General Purpose	N	No	No		30	20	6	5*	20.5	8*	14	20.5					2.3	542	233	31	4.3	2	8.5	9
AON7812		DFN 3x3	Dual	General Purpose	N	No	No		30	20	6	4.5*	12.6	5*	14.5	20.5					2.2	600	230	30	4.4	1.9	8.6	10.5
AON7820		DFN 3x3	Dual	SMPS	N	Yes	No		20	10	35	22*	31	12.5*		16	20				1	1720	312	177	18.2	7.6	14.5	21.5
AON7826		DFN 3x3	Dual	SMPS	N	No	No		20	12	22	14*	16.7	6.7*	23	26	34	52			1.1	525	95	75	6	2	14	6
AON3818		DFN 3x3	Common Drain	Battery Protection	N	Yes	No		24	12	8	6	2.7	1.7		13.5	21				1.2	840	210	205	9.5	4.5	1.7	5.2
AON3820	***NEW***	**DFN 3x3**	**Common Drain**	**Battery Protection**	**N**	**Yes**	**No**		**24**	**12**	**8**	**6.2**	**2**	**1.3**		**8.9**	**11.8**				**1.3**	**1325**	**250**	**220**	**12.5***	**6**		
AON3814		DFN 3x3	Common Drain	Battery Protection	N	Yes	No		20	12	6	5.3	2.5	1.6		17	24				1.1	920	155	75	11	3.2	7.9	4.4
AON3816		DFN 3x3	Common Drain	Battery Protection	N	Yes	No		20	12	4	3.1	2.5	1.6		22	28				1.1	920	155	75	11	3.2	7.9	4.4
AON3611		DFN 3x3	Complementary	General Purpose	N	No	No		30	20	5	3.8	2.1	1.3	50	70					2.5	170	35	23	2	1	7.5	2.5
AON3611		DFN 3x3	Complementary	General Purpose	P	No	No		-30	20	-6	-4.7	2.5	1.6	38	62					-2.4	520	100	65	4.6	2.2	11	5.3
AON3613		DFN 3x3	Complementary	General Purpose	N	Yes	No		30	12	4.5	3.5	2.1	1.3	52	60					1.5	245	35	20	2.6	1	6.5	7.5

1. Not recommended for new designs. Please contact your local sales office for a replacement part, if any.
2. On-resistance Static Source-Source, otherwise Static Drain-Source.

* For bottom exposed packages, the I_D and P_D are calculated at 100°C, otherwise at 70°C.
* $R_{DS(ON)}$ measured at V_{GS} other than 10V, 4.5V, 1.8V, 1.5V, or 1.2V.
* Qg measured with V_{GS} = 10V. In all other cases V_{GS} = 4.5V.

Low Voltage MOSFETs *(Continued)*

Part Number		Package	Configuration	Popular Application	Type	ESD Diode	Schottky Diode	Schottky Type	V_{DS} (V)	V_{GS} (±V)	I_D (A)		P_D (W)		$R_{DS(ON)}$ (mΩ max) at V_{GS} =						VGS(th) (max V)	Ciss (pF)	Coss (pF)	Crss (pF)	Qg (nC)	Qgd (nC)	Trr (ns)	Qrr (nC)
											25°C	70°C	25°C	70°C	10V	4.5V	2.5V	1.8V	1.5V	1.2V								
AON3613		DFN 3x3	Complementary	General Purpose	P	No	No		-30	20	-4.5	-3.5	2.1	1.3	68	100					-2.3	290	60	40	2.8	1.3	10	20
AON7611		DFN 3x3	Complementary	Inverter	N	No	No		30	20	9	5.5*	7	2.8*	50	70					2.5	170	35	23	2	1	7.5	2.5
AON7611		DFN 3x3	Complementary	Inverter	P	No	No		-30	20	-18.5	-11.5*	20.8	8.3	38	62					-2.4	520	100	65	4.6	2.2	11	5.3
AON7932		DFN 3x3A	Asymmetric	SMPS	N	No	No		30	20	26	16*	23	9*	20	30					2.4	380	160	13	2.3	1	8.5	16
AON7932		DFN 3x3A	Asymmetric	SMPS	N	No	No		30	12	35	22*	25	10*	12	15					2.1	1020	111	75	9	3	5.4	5.3
AON7934		DFN 3x3A	Asymmetric	SMPS	N	No	No		30	20	16	12*	23	9*	10.2	15.8					2.2	485	235	32	3.9	2.1	9.9	12.9
AON7934		DFN 3x3A	Asymmetric	SMPS	N	No	No		30	20	18	14*	25	10*	7.7	11.6					2.2	807	314	40	6	3	11.3	15
DFN 3.3x3.3																												
AON7210		DFN 3.3x3.3	Single	SMPS	N	No	No		30	20	50	39*	83	33*	4	5.8					2.3	1983	724	54	10.5	3.6	16.5	40
AON7418		DFN 3.3x3.3	Single	Load Switch	N	No	No		30	20	50	39*	83	33*	1.7	2.8					2.2	2994	1276	196	23	10	20	46
AON7428		DFN 3.3x3.3	Single	Load Switch	N	No	No		30	20	50	39*	83	33*	2.8	3.6					2.3	2600	430	280	24	8	18	37
AON7440		DFN 3.3x3.3	Single	Load Switch	N	No	No		30	20	50	39*	42	17*	2.8	3.6					2.3	2820	410	280	25	12.5	15.5	31.5
AON7510		DFN 3.3x3.3	Single	Load Switch	N	No	No		30	20	75	59*	46	18.5*	1.25	2.1					2	4500	1400	1310	60	40	23	49
AON7520		DFN 3.3x3.3	Single	Load Switch	N	Yes	No		30	12	50	39*	83.3	33.3*	1.8	2.1	3.1				1.2	4175	1505	300	37	12.5	20.3	40.7
AON7528		DFN 3.3x3.3	Single	General Purpose	N	Yes	No		30	20	50	39*	83	33*	2	3.4					2.2	2895	1439	149	21.3	9	22.3	54
AON7536		DFN 3.3x3.3	Single	General Purpose	N	No	No		30	20	68	43*	32.5	13*	4.2	6.2					2.2	1950	480	80	12.7	4.4	14.2	31
AON7758		DFN 3.3x3.3	Single	General Purpose	N	No	Yes	SRFET	30	12	75	59*	34	13.5*	1.85	2.4					2	5200	860	86	29	3.6	19.3	51.2
AON7784		DFN 3.3x3.3	Single	SMPS Low Side	N	No	Yes		30	12	50	39*	83	33*	3.5	4					2.1	3800	400	260	28	9	11	17
AON7220		DFN 3.3x3.3	Single	SMPS	N	No	No		25	12	50	39*	83	33*	3	4					1.8	2961	981	66	17.4	3.6	18.1	39.2
AON7760		DFN 3.3x3.3	Single	SMPS Low Side	N	No	Yes	SRFET	25	16	75	59*	34.5	14*	2	2.9					2.2	4240	540	210	23	6	13	22
AON7421		DFN 3.3x3.3	Single	Load Switch	P	No	No		-20	12	-50	-39*	83	33*	4.6	5.8	9				-1.2	4550	823	563	44	14	30	75
AON7423		DFN 3.3x3.3	Single	Load Switch	P	No	No		-20	8	-50	-39*	83	33*		5	6.5	8.5	11		-0.9	5626	928	716	70	18.4	78	495
AON7405		DFN 3.3x3.3	Single	Load Switch	P	No	No		-30	25	-50	-39*	83	33*	6.2	8.9*					-2.8	2450	550	370	21	12	25	47
DFN 5x6																												
AON6204	***NEW***	**DFN 5x6**	**Single**	**General Purpose**	**N**	**No**	**No**		**30**	**20**	**24**	**19***	**31**	**13***	**12**	**18**					**2.4**	**510**	**220**	**22**	**3.5**	**1.4**	**11**	**17**
AON6358		DFN 5x6	Single	General Purpose	N	No	No		30	20	85	67*	48	19*	2.2	3.6					2.2	2200	1000	100	15	4.7	17	42
AON6360		DFN 5x6	Single	General Purpose	N	No	No		30	20	85	59*	42	17*	3	5					2.2	1590	660	80	11.5	5.8	14.5	31
AON6362		DFN 5x6	Single	General Purpose	N	No	No		30	20	60	39*	31	13*	5.2	8.6					2.2	820	340	40	6.1	2.4	11	19
AON6366E	***NEW***	**DFN 5x6**	**Single**	**General Purpose**	**N**	**Yes**	**No**		**30**	**20**	**34**	**34***	**46**	**18***	**3.7**	**5.2**					**2.4**	**3020**	**330**	**280**	**28**	**17**	**12**	**20**
AON6368		DFN 5x6	Single	General Purpose	N	No	No		30	20	52	33*	27	11*	6.1	9.5					2.2	820	340	40	6.1	2	11	19
AON6370		DFN 5x6	Single	General Purpose	N	No	No		30	20	47	29*	26	10*	7.2	11.5					2.2	840	330	50	6.2	3.5	11	18
AON6372		DFN 5x6	Single	General Purpose	N	No	No		30	20	47	29*	26	10*	7.2	11.3					2.2	830	325	49	6.1	3.4	11	18
AON6380	***NEW***	**DFN 5x6**	**Single**	**General Purpose**	**N**	**No**	**No**		**30**	**20**	**24**	**24***	**26**	**10.5***	**6.8**	**10.5**					**2.2**	**825**	**335**	**40**	**6.2**	**2.6**	**11**	**17**
AON6400		DFN 5x6	Single	Load Switch	N	No	No		30	20	85	67*	83	33*	1.4	1.8					2.2	6900	1060	730	70	32	19	55
AON6404A		DFN 5x6	Single	Load Switch	N	Yes	No		30	20	85	67*	83	33*	2.3	3					2.4	4335	720	435	33	16	29	13.5
AON6406		DFN 5x6	Single	General Purpose	N	No	No		30	20	170	110*	110	45*	2.3	3.5					2.4	4300	720	420	33	15	30	15
AON6414A		DFN 5x6	Single	SMPS High Side	N	No	No		30	20	50	30*	31	12.5*	8	10.5					2.5	1150	180	105	9.5	5	8.7	13.5
AON6426		DFN 5x6	Single	Load Switch	N	No	No		30	20	65	43*	42	17*	5.5	7.5					2.5	1930	290	230	18	11	14	40
AON6428		DFN 5x6	Single	SMPS High Side	N	No	No		30	20	43	27*	30	12*	10	14.5					2.2	770	240	77	7.1	3.1	11	23
AON6500		DFN 5x6	Single	General Purpose	N	No	No		30	20	200	151*	83	33*	0.95	1.3					2	7036	2778	353	49.7	21.4	31	106
AON6502		DFN 5x6	Single	General Purpose	N	No	No		30	20	85	66*	83	33*	2.2	2.7					2.2	3430	1327	175	25	10.3	22	58
AON6504		DFN 5x6	Single	General Purpose	N	No	No		30	20	85	66*	83	33*	2.1	3.2					2.1	2719	1204	169	21	7	19.6	42.7
AON6506		DFN 5x6	Single	General Purpose	N	No	No		30	20	36	28*	83	33*	2.6	3.8					2.2	2719	1204	169	21	7	19.6	42.7
AON6508		DFN 5x6	Single	General Purpose	N	No	No		30	20	32	25*	41	16*	3.2	5					2.2	2010	898	124	17	8	14	20.3
AON6510		DFN 5x6	Single	General Purpose	N	No	No		30	20	32	25*	46	18.5*	4.4	5.9					2.2	2160	915	115	14	6.3	16.5	34.2

1. Not recommended for new designs. Please contact your local sales office for a replacement part, if any.
2. On-resistance Static Source-Source, otherwise Static Drain-Source.

* For bottom exposed packages, the I_D and P_D are calculated at 100°C, otherwise at 70°C.
* $R_{DS(ON)}$ measured at V_{GS} other than 10V, 4.5V, 1.8V, 1.5V, or 1.2V.
* Qg measured with V_{GS} = 10V. In all other cases V_{GS} = 4.5V.

Low Voltage MOSFETs *(Continued)*

Part Number		Package	Configuration	Popular Application	Type	ESD Diode	Schottky Diode	Schottky Type	V_{DS} (V)	V_{GS} (±V)	I_D (A)		P_D (W)		$R_{DS(ON)}$ (mΩ max) at V_{GS} =						VGS(th) (max V)	Ciss (pF)	Coss (pF)	Crss (pF)	Qg (nC)	Qgd (nC)	Trr (ns)	Qrr (nC)
											25°C	70°C	25°C	70°C	10V	4.5V	2.5V	1.8V	1.5V	1.2V								
AON6512		DFN 5x6	Single	General Purpose	N	No	No		30	20	150	115*	83	33*	1.7	2.4					2	3430	1327	175	25	10.3	22	58
AON6516		DFN 5x6	Single	General Purpose	N	No	No		30	20	56	25*	25	10*	5	8					2.2	1229	526	83	12	5.5	12.6	15.2
AON6518		DFN 5x6	Single	General Purpose	N	No	No		30	20	85	66*	56	22*	1.75	2.7					2.2	3700	1530	225	26	8.2	22	63.5
AON6520		DFN 5x6	Single	General Purpose	N	No	No		30	20	50	29*	31	12.5*	8.5	11					2.5	1150	180	105	9.5	5	8.7	13.5
AON6524		DFN 5x6	Single	General Purpose	N	No	No		30	20	68	43*	35.5	14*	5	8.5					2.3	1080	427	92	8.1	4	12	16.8
AON6528	***NEW***	**DFN 5x6**	**Single**	**General Purpose**	**N**	**No**	**No**		**30**	**20**	**30**	**23***	**25**	**10***	**6.3**	**9.8**					**2.2**	**1037**	**441**	**61**	**6.8**	**3.6**	**12.7**	**17.2**
AON6532		DFN 5x6	Single	General Purpose	N	No	No		30	20	68	43*	35.5	14*	5	9					2.4	1080	427	92	8.1	4	12	16.8
AON6536		DFN 5x6	Single	General Purpose	N	No	No		30	20	55	35*	35.5	14*	7	10					2.5	1210	210	100	9	3.5	9	13
AON6538		DFN 5x6	Single	General Purpose	N	No	No		30	20	75	48*	35.5	14*	4	7.4					2.4	1315	570	95	10	4.5	14	20.5
AON6544		DFN 5x6	Single	General Purpose	N	No	No		30	20	85	66*	33*	33*	1.4	1.9					2.2	5910	2320	335	41	18.5	29	80
AON6548		DFN 5x6	Single	General Purpose	N	No	No		30	20	85	66*	83	33*	1.8	2.5					2.2	4290	1680	300	31.2	14.6	23.5	60
AON6552		DFN 5x6	Single	General Purpose	N	No	No		30	20	30	23*	25	10*	5	8.5					2.2	1037	441	61	6.8	3.6	12.7	17.2
AON6554		DFN 5x6	Single	General Purpose	N	No	No		30	12	85	66*	70	28*	2.9	3.7					2.2	3020	880	140	21.3	7.2	17.8	33
AON6558		DFN 5x6	Single	General Purpose	N	No	No		30	20	30	24*	24	9.5*	5.1	8.2					2.2	1128	435	59	7.4	2.3	13.3	25
AON6560		DFN 5x6	Single	Battery Management	N	No	No		30	20	200	200*	208	83*	0.68	1.1					2.2	11500	3400	3100	130	92	38.5	120
AON6566		DFN 5x6	Single	General Purpose	N	No	No		30	20	32	25*	25	10*	5	8.5					2.4	1300	530	75	8.5	2.5	14	25
AON6572		DFN 5x6	Single	General Purpose	N	No	No		30	12	85	63.5*	48	19.2*	3.2	3.9					2	3290	855	135	20.3	4.4	16.5	31
AON6576		DFN 5x6	Single	General Purpose	N	No	No		30	20	32	25*	26	10.4*	4.7	7.2					2.2	1320	530	70	8.8	4	13.5	20.6
AON6586		DFN 5x6	Single	General Purpose	N	No	No		30	20	35	30*	41	16*	7.5	10.5					2.5	1150	180	105	9.5	5	8.7	13.5
AON6588		DFN 5x6	Single	General Purpose	N	No	No		30	20	32	25*	46	18.5*	3.3	4.8					2.2	2160	915	115	14	6.3	16.5	34.2
AON6594		DFN 5x6	Single	General Purpose	N	No	No		30	20	35	27*	39	15.5*	7	11					2.2	1037	441	61	6.8	3.6	12.7	17.2
AON6596		DFN 5x6	Single	General Purpose	N	No	No		30	20	35	30*	41	16*	7.5	10.5					2.5	1150	180	105	9.5	5	8.7	13.5
AON6752		DFN 5x6	Single	SMPS Low Side	N	No	Yes	SRFET	30	20	85	66*	83	33*	1.7	2.5					2.2	3509	1468	180	25.6	9.5	23	43.8
AON6754		DFN 5x6	Single	SMPS Low Side	N	No	Yes	SRFET	30	20	85	66*	83	33*	1.8	3.3					2.4	2796	1200	165	22.3	8.6	20	40
AON6756		DFN 5x6	Single	SMPS Low Side	N	No	Yes	SRFET	30	20	36	28*	83	33*	2.4	4					2.4	2796	1200	165	22.3	8.6	20	40
AON6758		DFN 5x6	Single	SMPS Low Side	N	No	Yes	SRFET	30	20	32	25*	41	16*	3.6	5					2.4	1975	913	92	13.6	5.3	19	36.7
AON6760		DFN 5x6	Single	General Purpose	N	No	Yes	SRFET	30	12	36	28*	39	15*	3.9	4.9					2	3440	515	60	21	3.7	15.7	31.8
AON6764		DFN 5x6	Single	General Purpose	N	No	Yes	SRFET	30	12	85	60*	42	17*	2.8	3.45					1.9	2120	700	69	16.8	4.9	15.5	33
AON6774		DFN 5x6	Single	SMPS Low Side	N	No	Yes	SRFET	30	20	85	66*	48	19*	2.05	3.15					2.2	3000	1280	160	20.5	7.5	22	42
AON6792		DFN 5x6	Single	General Purpose	N	No	Yes	SRFET	30	12	85	76*	48	19*	2	2.5					1.9	3110	930	100	21	5.6	17.5	43
AON6794		DFN 5x6	Single	General Purpose	N	No	Yes	SRFET	30	12	85	64*	42	17*	2.8	3.5					1.9	2150	710	70	17	5	15.5	33
AON6796		DFN 5x6	Single	General Purpose	N	No	Yes	SRFET	30	12	70	46*	31	13*	3.9	5					1.9	1350	450	60	10.5	3	13	22
AON6522		DFN 5x6	Single	General Purpose	N	No	No		25	20	200	151*	83	33*	0.95	1.3					2	7036	2778	353	49.7	21.4	31	106
AON6411		DFN 5x6	Single	Load Switch	P	No	No		-20	12	-85	-67*	156	62.5*	2.1	2.5	3.6				-1.3	10290	1910	1395	100	36	48	178
AON6403		DFN 5x6	Single	Load Switch	P	No	No		-30	20	-85	-67*	83	33*	3.1	4.3					-2.2	7600	1320	1050	79	33	26	78
AON6405		DFN 5x6	Single	Load Switch	P	Yes	No		-30	20	-30	-23*	83	33*	7	8					-1.6	4580	755	564	41	17	32	77
AON6407		DFN 5x6	Single	Load Switch	P	No	No		-30	25	-85	-67*	83	33*	4.5	6*					-2.6	3505	900	650	75*	23	35	75
AON6413		DFN 5x6	Single	Load Switch	P	Yes	No		-30	25	-32	-25*	48	19*	8.5	17					-2.7	2142	474	363	18.5	6	17.5	44.5
AON6435		DFN 5x6	Single	Load Switch	P	No	No		-30	25	-34	-21.5*	31	12.5*	17	34					-3	1130	240	155	10	6	13.5	29
AON6816		DFN 5x6	Dual	General Purpose	N	Yes	No		30	20	16	16*	21	8*	6.2	9.6					2.2	1540	485	448	19.7	15	15.2	22.2
AON6810		DFN 5x6B	Common Drain	Battery Management	N	Yes	No		30	20	20	16*	31	12.5*	4.4	6.5					2.2	1720	746	61	11	3.2	20	30
AON6812		DFN 5x6B	Common Drain	Battery Management	N	Yes	No		30	20	28	22*	31	12.5*	4	6					2.2	1720	746	61	11	3.2	20	30
AOE6930	***NEW***	**DFN 5x6E**	**Asymmetric**	**General Purpose**	**N**	**No**	**No**		**30**	**20**	**22**	**22***	**24**	**9.6***	**4.3**	**7**					**2.1**	**1075**	**480**	**55**	**7**	**2.5**	**12.5**	**21.5**
AOE6930	***NEW***	**DFN 5x6E**	**Asymmetric**	**General Purpose**	**N**	**No**	**No**		**30**	**12**	**85**	**85***	**75**	**30***	**0.83**	**1.05**					**1.9**	**5560**	**1670**	**200**	**42**	**12**	**23**	**72.5**
AON6906A		DFN 5x6B	Asymmetric	SMPS	N	No	No		30	20	48	30*	45	18*	11.7	17.5					2.3	570	260	20	3.5	1.4	8.6	14.1

1. Not recommended for new designs. Please contact your local sales office for a replacement part, if any.
2. On-resistance Static Source-Source, otherwise Static Drain-Source.

* For bottom exposed packages, the I_D and P_D are calculated at 100°C, otherwise at 70°C.
* $R_{DS(ON)}$ measured at V_{GS} other than 10V, 4.5V, 1.8V, 1.5V, or 1.2V.
* Qg measured with V_{GS} = 10V. In all other cases V_{GS} = 4.5V.

Low Voltage MOSFETs *(Continued)*

Part Number	Package	Configuration	Popular Application	Type	ESD Diode	Schottky Diode	Schottky Type	V_{DS} (V)	V_{GS} (±V)	I_D (A)		P_D (W)		$R_{DS(ON)}$ (mΩ max) at V_{GS} =						VGS(th) (max V)	Ciss (pF)	Coss (pF)	Crss (pF)	Qg (nC)	Qgd (nC)	Trr (ns)	Qrr (nC)
										25°C	70°C	25°C	70°C	10V	4.5V	2.5V	1.8V	1.5V	1.2V								
AON6906A	DFN 5x6B	Asymmetric	SMPS	N	No	No		30	20	37	23*	31	12.5*	14.4	21.3					2.4	510	220	22	3.3	1.4	9	14.7
AON6908A	DFN 5x6B	Asymmetric	SMPS	N	No	Yes	SRFET	30	12	80	62*	78	31*	3.6	4.5					2	4380	380	280	31	9	10.5	17.2
AON6908A	DFN 5x6B	Asymmetric	SMPS	N	No	No		30	20	46	28*	31	12*	8.9	12.5					2.4	850	490	30	5.7	2.6	12	22
AON6910A	DFN 5x6B	Asymmetric	SMPS	N	No	Yes	SRFET	30	12	80	52*	52	20*	4.1	5					2	3415	220	232	24	10	9	14.7
AON6910A	DFN 5x6B	Asymmetric	SMPS	N	No	No		30	20	37	23*	31	12.5*	14	20					2.4	510	340	22	3.3	1.4	10	15
AON6912A	DFN 5x6B	Asymmetric	SMPS	N	No	No		30	20	52	33*	30	12*	7.3	10.4					2.5	1090	125	38	7	2.5	7	8
AON6912A	DFN 5x6B	Asymmetric	SMPS	N	No	No		30	20	34	21*	22	9*	13.7	19.3					2.5	760	490	70	6.6	3	13	25
AON6920	DFN 5x6A	Asymmetric	SMPS	N	No	No		30	20	60	38*	31	12.5*	5.2	7.8					2.3	1300	530	35	7.2	1.8	21	39
AON6920	DFN 5x6A	Asymmetric	SMPS	N	No	No		30	20	85	66*	104	41.5*	1.8	2.7					2.3	4000	1680	65	23	6	23	75
AON6924	DFN 5x6A	Asymmetric	SMPS	N	No	Yes	SRFET	30	12	85	66*	104	14.5*	1.6	1.9					2.1	8190	900	670	60	20	16	34
AON6924	DFN 5x6A	Asymmetric	SMPS	N	No	No		30	20	60	38*	31	12.5*	5.2	7.8					2.3	1300	530	35	7.2	1.8	21	39
AON6926	DFN 5x6B	Asymmetric	SMPS	N	No	No		30	20	50	32*	35	14*	8.5	12					2.4	1130	180	40	8	3	8.7	13.5
AON6926	DFN 5x6B	Asymmetric	SMPS	N	No	No		30	20	44	28*	31	12.5*	11	14					2.5	1150	465	105	9.5	5	12	23
AON6928	DFN 5x6B	Asymmetric	SMPS	N	No	No		30	20	30	23*	31	12.5*	8.2	11.5					2.5	1150	180	105	9.5	5	8.7	13.5
AON6928	DFN 5x6B	Asymmetric	SMPS	N	No	No		30	20	36	28*	33	13*	2.9	4.4					2.2	2010	898	124	17	8	14	20.3
AON6932A	DFN 5x6B	Asymmetric	SMPS	N	No	No		30	20	28	22*	31	12*	5	8.5					2.2	1037	441	61	6.8	3.6	12.7	17.2
AON6932A	DFN 5x6B	Asymmetric	SMPS	N	No	No		30	20	42	33*	78	31*	2.5	3.2					1.9	3430	1327	175	25	10.3	22	58
AON6934A	DFN 5x6B	Asymmetric	SMPS	N	No	No		30	20	28	22*	31	12*	5.2	9.5					2.2	1037	441	61	6.8	3.6	12	17.2
AON6934A	DFN 5x6B	Asymmetric	SMPS	N	No	No		30	20	36	28*	33	13*	2.9	4.4					2.2	2010	898	124	17	8	14	20.3
AON6936	DFN 5x6B	Asymmetric	SMPS	N	No	No		30	20	44	34*	83	33*	2	2.8					2.3	4178	485	261	29	10.5	14	22
AON6936	DFN 5x6B	Asymmetric	SMPS	N	No	No		30	20	32	25*	31	12*	4.9	8.4					2.5	984	1979	66	8.3	2.8	20.6	46
AON6938	DFN 5x6B	Asymmetric	SMPS	N	No	No		30	20	30	23*	31	12.5*	8.2	11.5					2.5	1150	180	105	9.5	5	8.7	13.5
AON6938	DFN 5x6B	Asymmetric	SMPS	N	No	No		30	20	42	33*	78	31*	2.2	3.3					2.2	2719	1204	169	21	7	19.6	42.7
AON6946	DFN 5x6B	Asymmetric	SMPS	N	No	No		30	20	16	12*	7.3	2.9*	11.6	17					2.2	485	235	32	3.9	2.1	9.9	12.9
AON6946	DFN 5x6B	Asymmetric	SMPS	N	No	No		30	20	18	14*	13	5.2*	7.8	11.8					2.2	807	314	40	6	3	11.3	15
AON6973A	DFN 5x6B	Asymmetric	SMPS	N	No	No		30	20	28	22	31	12	5.2	9.5					2.2	1037	441	61	6.8	3.6	12.7	17.2
AON6973A	DFN 5x6B	Asymmetric	SMPS	N	No	No		30	20	32	25*	33	13*	3.9	6.4					2.2	1975	913	92	13.6	5.3	19	36.7
AON6974A	DFN 5x6B	Asymmetric	SMPS	N	No	No		30	20	28	22*	31	12	5.2	9.5					2.2	1037	441	61	6.8	3.6	12.7	17.2
AON6974A	DFN 5x6B	Asymmetric	SMPS	N	No	No		30	20	32	25*	33	13*	3.3	5					2.2	1975	913	92	13.6	5.3	19	36.7
AON6978	DFN 5x6B	Asymmetric	SMPS	N	No	No		30	20	28	22*	31	12*	5.7	9.4					2.2	1010	474	50	6.8	2.5	14	24
AON6978	DFN 5x6B	Asymmetric	SMPS	N	No	Yes	SRFET	30	12	36	28*	33	13*	3.8	4.9					2	3276	513	57	20.6	4.6	13.6	24.7
AON6980	DFN 5x6B	Asymmetric	SMPS	N	No	No		30	20	28	22*	23.5	9.4*	6.8	10.3					2.2	1095	270	28	6.4	2	11	24
AON6980	DFN 5x6B	Asymmetric	SMPS	N	No	Yes	SRFET	30	12	36	28*	32	13*	3.8	4.9					2	3440	515	60	21	3.7	15.7	31.8
AON6982	DFN 5x6D	Asymmetric	SMPS	N	No	No		30	20	50	31*	21	8*	5.2	8.4					2.2	810	335	39	6	2.3	11	19
AON6982	DFN 5x6D	Asymmetric	SMPS	N	No	Yes	SRFET	30	12	85	67*	45	18*	2	2.45					1.9	3080	920	99	20.7	5.5	17.5	43
AON6984	DFN 5x6D	Asymmetric	SMPS	N	No	No		30	20	50	31*	21	8*	5.2	8.4					2.2	810	335	39	6	2.3	11	19
AON6984	DFN 5x6D	Asymmetric	SMPS	N	No	Yes	SRFET	30	12	82	54*	31	13*	2.8	3.45					1.9	2120	700	69	16.8	4.9	15.5	33
AON6992	DFN 5x6D	Asymmetric	SMPS	N	No	No		30	20	50	31*	21	8*	5.2	8.6					2.2	820	340	40	6.1	2.4	11	19
AON6992	DFN 5x6D	Asymmetric	SMPS	N	No	Yes	SRFET	30	12	85	67*	45	18*	2	2.5					1.9	3110	930	100	21	5.6	17.5	43
AON6994	DFN 5x6D	Asymmetric	SMPS	N	No	No		30	20	50	31*	21	8*	5.2	8.6					2.2	820	340	40	6.1	2.4	11	19
AON6994	DFN 5x6D	Asymmetric	SMPS	N	No	Yes	SRFET	30	12	82	54*	31	13*	2.8	3.5					1.9	2150	710	70	17	5	15.5	33
AON6996	DFN 5x6D	Asymmetric	SMPS	N	No	No		30	20	50	31*	21	8.3*	5.2	8.6					2.2	820	340	40	6.1	2.4	11	19
AON6996	DFN 5x6D	Asymmetric	SMPS	N	No	Yes	SRFET	30	12	60	38*	22	8.6*	3.9	5					1.9	1350	450	60	10.5	3	13	22
AON6998	DFN 5x6D	Asymmetric	SMPS	N	No	No		30	20	50	31*	21	8*	5.2	8.6					2.2	820	340	40	6.1	2.4	11	19
AON6998	DFN 5x6D	Asymmetric	SMPS	N	No	Yes	SRFET	30	12	82	54*	31	13*	2.6	2.99					1.9	2150	710	70	17	5	15.5	33

1. Not recommended for new designs. Please contact your local sales office for a replacement part, if any.
2. On-resistance Static Source-Source, otherwise Static Drain-Source.

* For bottom exposed packages, the I_D and P_D are calculated at 100°C, otherwise at 70°C.
* $R_{DS(ON)}$ measured at V_{GS} other than 10V, 4.5V, 1.8V, 1.5V, or 1.2V.
* Qg measured with V_{GS} = 10V. In all other cases V_{GS} = 4.5V.

Part Number	Package	Configuration	Popular Application	Type	ESD Diode	Schottky Diode	Schottky Type	V_{DS} (V)	V_{GS} (±V)	I_D (A)		P_D (W)		$R_{DS(ON)}$ (mΩ max) at V_{GS} =						VGS(th) (max V)	Ciss (pF)	Coss (pF)	Crss (pF)	Qg (nC)	Qgd (nC)	Trr (ns)	Qrr (nC)
										25°C	70°C	25°C	70°C	10V	4.5V	2.5V	1.8V	1.5V	1.2V								
AON6918	DFN 5x6A	Asymmetric	SMPS	N	No	No		25	20	60	38*	31	12.5*	5.2	7.8					2.3	1300	530	35	7.2	1.8	21	39
AON6918	DFN 5x6A	Asymmetric	SMPS	N	No	No		25	20	85	66*	104	41.5*	1.8	2.7					2.3	4000	1680	65	23	6	23	75
AON6922	DFN 5x6A	Asymmetric	SMPS	N	No	No		25	12	71	44*	31	12.5*	3.8	4.8					1.7	1950	755	70	11.2	4	15	25
AON6922	DFN 5x6A	Asymmetric	SMPS	N	No	No		25	12	85	66*	104	41.5*	1.4	1.8					1.7	5690	2470	165	26	5.7	24.5	68
SO-8																											
AO4310	SO-8	Single	General Purpose	N	No	No		36	20	27	22	3.6	2.3	3.1	4.2					2.3	3248	1130	54	20.6	6.2	21.7	60.5
AO4312	SO-8	Single	Battery Protection	N	No	No		36	20	23	18	4.2	2.7	4.5	6.2					2.3	1952	685	50	12.7	4.7	17	38.5
AO4314	SO-8	Single	Battery Protection	N	No	No		36	20	20	16	4.2	2.7	6	8.5					2.3	1225	465	35	8.6	3.2	15	30
AO4202	SO-8	Single	SMPS Low Side	N	No	No		30	20	19	15	3.1	2	5.3	7					2.3	1840	720	63	13	4.2	15	32
AO4302	SO-8	Single	Battery Protection	N	Yes	No		30	20	23	18	3.6	2.3	4	5					2.3	2891	474	256	24.8	10.9	13.8	30.8
AO4304	SO-8	Single	Battery Protection	N	No	No		30	20	18	14	3.6	2.3	6	7.6					2.4	1598	308	154	11.1	5.6	9.5	17.5
AO4306	SO-8	Single	General Purpose	N	No	No		30	20	13	10.4	3.1	2	11.5	15.5					2.5	760	125	70	6.6	3	7	8
AO4354	SO-8	Single	General Purpose	N	No	No		30	20	23	14	3.1	1.2	3.7	5.3					2.2	2010	898	124	17	8	14	20.3
AO4404B	SO-8	Single	General Purpose	N	No	No		30	12	8.5	7.1	3.1	2	24	30	48				1.45	630	75	50	6	1.8	8.5	2.6
AO4406A	SO-8	Single	General Purpose	N	No	No		30	20	13	10.4	3.1	2	11.5	15.5					2.5	760	125	70	6.6	3	7	8
AO4430	SO-8	Single	General Purpose	N	No	No		30	20	18	15	3	2.1	5.5	7.5					2.5	6060	638	355	48	15	33.5	22
AO4446	SO-8	Single	SMPS High Side	N	No	No		30	20	15	12	3	2.1	8.5	14.5					3	1520	306	214	17	10	24	19
AO4466	SO-8	Single	SMPS High Side	N	No	No		30	20	10	7	3.1	2	23	35					2.6	373	67	41	3.5	1.6	6	6.6
AO4468	SO-8	Single	Load Switch	N	No	No		30	20	10.5	8.5	3.1	2	17	23					2.4	740	110	82	7.5	3	18	9
AO4476A	SO-8	Single	SMPS	N	No	No		30	20	15	12	3.1	2	7.7	10.8					2.5	1150	180	105	9.5	5	8.7	13.5
AO4478	SO-8	Single	General Purpose	N	No	No		30	25	9	7	3.1	2	19	26					2	466	90	61	4.3	2.3	7.5	9.8
AO4490	SO-8	Single	Load Switch	N	Yes	No		30	20	16	13	2.8	1.8	7.2	10					2.5	1803	387	238	19	8.7	27	17
AO4492	SO-8	Single	SMPS High Side	N	No	No		30	20	14	11.4	3.1	2	9.5	14					2.2	770	240	77	7.1	3.1	11	23
AO4494	SO-8	Single	SMPS High Side	N	No	No		30	20	18	14	3.1	2	6.5	9.5					2.5	1590	240	145	15	7.8	28	24
AO4496	SO-8	Single	SMPS	N	No	No		30	20	10	7.5	3.1	2	19.5	26					2.5	550	110	55	4.6	2.2	22	14
AO4498	SO-8	Single	Load Switch	N	No	No		30	20	18	14	3.1	2	5.5	7.5					2.5	1910	316	227	18	11	14	40
AO4498E	SO-8	Single	Load Switch	N	Yes	No		30	20	18	14	3.1	2	5.8	8.5					2.3	2300	330	240	20	10	12.5	27
AO4566	SO-8	Single	General Purpose	N	No	No		30	20	12	9.4	2.5	1.6	11	17					2.3	542	233	31	4.3	1.7	9.7	11.5
AO4568	SO-8	Single	General Purpose	N	No	No		30	20	12	9.4	2.5	1.6	11.5	17.5					2.2	600	230	30	4.4	1.9	8.6	10.5
AO4576	SO-8	Single	General Purpose	N	No	No		30	20	20	12	3.1	1.2	5.8	9.8					2.2	1037	441	61	6.8	3.6	12.7	17.2
AO4578	SO-8	Single	General Purpose	N	No	No		30	20	20	15	3.1	2	5.7	9					2.2	1128	435	59	7.4	2.3	13.3	25
AO4588	SO-8	Single	Load Switch	N	Yes	No		30	20	20	15.5	3.1	2	4.8	6.2					2.4	2445	390	220	19	6.6	17.5	31
AO4752	SO-8	Single	General Purpose	N	No	Yes	SRFET	30	20	15	12	3.1	2	8.8	15.5					2.5	605	275	36.5	5.5	2.6	11.5	12.5
AO4402	SO-8	Single	Load Switch	N	No	No		20	12	20	16	3.1	2		5.5	7				1.6	3860	740	580	36	12	17	36
AO4437	SO-8	Single	Load Switch	P	Yes	No		-12	8	-11	-9	3	2.1		16	20	25			-1	3960	910	757	37	11	64	50
AO4453	SO-8	Single	Load Switch	P	No	No		-12	8	-9	-7	2.5	1.6		19	26	36	50		-0.9	1370	350	258	12.7	3.4	20.7	5.2
AO4335	SO-8	Single	Load Switch	P	No	No		-30	25	-10.5	-8	3.1	2	18	36*					-3	1130	240	155	9.5	3.3	25	12
AO4403	SO-8	Single	General Purpose	P	No	No		-30	12	-6	-5	3.1	2	48	57	80				-1.3	645	80	55	7	2.5	11	3.5
AO4405	SO-8	Single	General Purpose	P	No	No		-30	20	-6	-5.1	3.1	2	50	85					-2.4	520	100	65	4.6	2.2	11	5.3
AO4407	SO-8	Single	Load Switch	P	No	No		-30	25	-12	-10	3.1	2	14	30*					-2.8	2060	370	295	30*	10	30	22
AO4407A	SO-8	Single	Load Switch	P	No	No		-30	25	-12	-10	3.1	2	13	17*					-3	2060	370	295	30*	10	30	22
AO4409	SO-8	Single	Load Switch	P	No	No		-30	20	-15	-12.8	3.1	2	7.5	12					-2.7	5270	945	745	51.5	23	36.7	28
AO4411	SO-8	Single	General Purpose	P	No	No		-30	20	-8	-6.6	3.1	2	32	55					-2.4	760	140	95	6.7	3.2	15	9.7
AO4413	SO-8	Single	Load Switch	P	No	No		-30	25	-15	-12.8	3.1	2	8.5						-3.5	2890	585	470	51*	16	18	11
AO4419	SO-8	Single	General Purpose	P	No	No		-30	20	-9.7	-7.8	3.1	2	20	35					-2.5	1040	180	125	9.6	4.6	11.5	25

1. Not recommended for new designs. Please contact your local sales office for a replacement part, if any.
2. On-resistance Static Source-Source, otherwise Static Drain-Source.

* For bottom exposed packages, the I_D and P_D are calculated at 100°C, otherwise at 70°C.
* $R_{DS(ON)}$ measured at V_{GS} other than 10V, 4.5V, 1.8V, 1.5V, or 1.2V.
* Qg measured with V_{GS} = 10V. In all other cases V_{GS} = 4.5V.

Low Voltage MOSFETs *(Continued)*

Part Number		Package	Configuration	Popular Application	Type	ESD Diode	Schottky Diode	Schottky Type	V_{DS} (V)	V_{GS} (±V)	I_D (A)		P_D (W)		$R_{DS(ON)}$ (mΩ max) at V_{GS} =						VGS(th) (max V)	Ciss (pF)	Coss (pF)	Crss (pF)	Qg (nC)	Qgd (nC)	Trr (ns)	Qrr (nC)
											25°C	70°C	25°C	70°C	10V	4.5V	2.5V	1.8V	1.5V	1.2V							
AO4423		SO-8	Single	Load Switch	P	Yes	No		-30	25	-17	-14	3.1	2	7.2						-2.6	2527	583	397	47*	14	26.1	12.3
AO4435		SO-8	Single	Load Switch	P	No	No		-30	25	-10.5	-8	3.1	2	18	36					-3	1130	240	155	9.5	3.3	25	12
AO4447A		SO-8	Single	Load Switch	P	Yes	No		-30	20	-17	-13	3.1	2	7	8					-1.6	4580	755	564	41	17	32	77
AO4449		SO-8	Single	Load Switch	P	No	No		-30	20	-7	-5.5	3.1	2	34	54					-2.4	760	140	95	6.7	3.2	15	9.7
AO4455		SO-8	Single	Load Switch	P	Yes	No		-30	25	-17	-14	3.1	2	7.2						-2.6	2823	574	424	54*	16	22.3	8.8
AO4459		SO-8	Single	Load Switch	P	No	No		-30	20	-6.5	-5.3	3.1	2	46	72					-2.4	520	100	65	4.6	2.2	11	5.3
AO4771		SO-8	Single	General Purpose	P	No	Yes	4 A	-30	20	-4	-3	2	1.3	68	105					-2.3	290	60	40	2.8	1.3	10	20
AO4425		SO-8	Single	Load Switch	P	Yes	No		-38	25	-14	-11	3.1	2	11						-3.5	3800	560	350	63*	16.1	35	33
AO4840E	***NEW***	**SO-8**	**Dual**	**General Purpose**	**N**	**No**	**No**		**40**	**20**	**6**	**5**	**2**	**1.2**	**28**	**35**					**2.6**	**520**	**65**	**32**	**4.5**	**16.2**	**8**	**13**
AO4800		SO-8	Dual	General Purpose	N	No	No		30	12	6.9	5.8	2	1.3	27	32	50				1.5	630	75	50	6	1.8	8.5	2.6
AO4800B		SO-8	Dual	General Purpose	N	No	No		30	12	6.9	5.8	2	1.3	27	32	50				1.5	630	75	50	6	1.8	8.5	2.6
AO4812		SO-8	Dual	General Purpose	N	No	No		30	20	6	5	2	1.3	30	42					2.4	255	45	35	2.55	1.3	8.5	2.2
AO4818		SO-8	Dual	General Purpose	N	Yes	No		30	20	8	6.5	2	1.3	19	23					2.4	740	110	82	7.5	3	8	18
AO4818B		SO-8	Dual	General Purpose	N	Yes	No		30	20	8.5	6.5	2	1.3	19	26					2.4	740	110	82	7.5	3	8	18
AO4822		SO-8	Dual	General Purpose	N	No	No		30	20	8	6.5	2	1.3	19	26					2.4	740	110	82	7.5	3	8	18
AO4822A		SO-8	Dual	General Purpose	N	No	No		30	20	8.5	6.5	2	1.3	19	26					2.4	740	110	82	7.5	3	8	18
AO4832		SO-8	Dual	SMPS	N	No	No		30	20	10	8	2	1.3	13	17.5					2.5	760	125	70	6.6	3	7	8
AO4838		SO-8	Dual	SMPS	N	No	No		30	20	11	9	2	1.3	9.6	13					2.6	1080	180	110	8	3	8.5	13
AO4842		SO-8	Dual	General Purpose	N	No	No		30	20	7.7	6.5	2	1.44	21	30					2.6	373	67	41	3.5	1.7	10.5	4.5
AO4854		SO-8	Dual	SMPS	N	Yes	No		30	20	8	6.5	2	1.3	19	23					2.4	740	110	82	7.5	3	8	18
AO4862		SO-8	Dual	Inverter	N	No	No		30	20	4.5	3.5	1.7	1.1	50	68					2.5	200	35	25	2	1	7.5	2.5
AO4862E	***NEW***	**SO-8**	**Dual**	**Inverter**	**N**	**Yes**	**No**		**30**	**20**	**4.5**	**3.5**	**1.7**	**1.1**	**46**	**65**					**2.5**	**215**	**35**	**20**	**2**	**1**	**5.5**	**7**
AO4806		SO-8	Dual	General Purpose	N	Yes	No		20	12	9.4	7.5	2	1.28	14	16	22	30			1	1810	232	200	17.9	4.7	22	8.6
AO9926B		SO-8	Dual	Battery Protection	N	No	No		20	12	7.6	6.1	2	1.28	23	26	34	52			1.1	525	95	75	6	2	14	6
AO9926C		SO-8	Dual	Battery Protection	N	No	No		20	12	7.6	6.1	2	1.28	23	26	34	52			1.1	525	95	75	6	2	14	6
AO4821		SO-8	Dual	Load Switch	P	Yes	No		-12	8	-9	-7	2	1.28		19	24	30			-0.85	1710	334	200	19	5.3	22	17
AO4801		SO-8	Dual	General Purpose	P	No	No		-30	12	-5	-4	2	1.3	48	57	80				-1.3	645	80	55	7	2.5	11	3.5
AO4801A		SO-8	Dual	General Purpose	P	No	No		-30	12	-5	-4	2	1.3	48	57	80				-1.3	645	80	55	7	2.5	11	3.5
AO4803		SO-8	Dual	General Purpose	P	No	No		-30	20	-5	-4.2	2	1.3	52	87					-2.4	520	100	65	4.6	2.2	11	5.3
AO4803A		SO-8	Dual	General Purpose	P	No	No		-30	20	-5	-4	2	1.3	46	74					-2.5	520	100	65	4.6	2.2	11	5.3
AO4805		SO-8	Dual	Load Switch	P	No	No		-30	25	-9	-7	2	1.3	18						-2.8	2060	370	295	30*	10	30	22
AO4807		SO-8	Dual	General Purpose	P	No	No		-30	20	-6	-5	2	1.3	35	58					-2.4	760	140	95	6.7	3.2	15	9.7
AO4813		SO-8	Dual	General Purpose	P	No	No		-30	20	-7.1	-5.6	2	1.3	25	40					-2.5	1040	180	125	9.3	4.6	11.5	25
AO4815		SO-8	Dual	Load Switch	P	Yes	No		-30	25	-8	-6.9	2	1.44	20						-3	2330	480	320	41*	12	28	20.5
AO4606		SO-8	Complementary	Inverter	N	No	No		30	20	6	5	2	1.3	30	42					2.4	255	45	35	2.55	1.3	8.5	2.2
AO4606		SO-8	Complementary	Inverter	P	No	No		-30	20	-6.5	-5.3	2	1.3	28	44					-2.4	760	140	95	6.7	3.2	15	9.7
AO4616		SO-8	Complementary	Inverter	N	No	No		30	20	8.5	6.5	2	1.3	20	28					2.4	740	110	82	7.5	3	8	18
AO4616		SO-8	Complementary	Inverter	P	No	No		-30	20	-7	-6	2	1.3	22	40					-2.5	1040	180	125	9.6	4.6	11.5	25
AO4620		SO-8	Complementary	Inverter	N	No	No		30	20	7.2	6.2	2	1.44	24	36					2.6	373	67	41	3.5	1.7	10.5	4.5
AO4620		SO-8	Complementary	Inverter	P	No	No		-30	20	-5.3	-4.5	2	1.44	32	55					-2.4	760	140	95	6.7	3.2	15	9.7
AO4627		SO-8	Complementary	Inverter	N	No	No		30	20	4.5	3.5	2	1.3	50	68					2.5	170	35	23	2	1	7.5	2.5
AO4627		SO-8	Complementary	Inverter	P	No	No		-30	20	-3.5	-2.5	2	1.3	100	165					-2.4	197	42	26	2.2	1.1	11.3	4.4
AO4629		SO-8	Complementary	Inverter	N	No	No		30	20	6	5	2	1.3	30	42					2.4	250	45	35	2.55	1.3	8.5	2.2
AO4629		SO-8	Complementary	Inverter	P	No	No		-30	20	-5.5	-4.5	2	1.3	41	74					-2.5	520	100	65	4.6	2.2	11	5.3
AO4630	***NEW***	**SO-8**	**Complementary**	**Inverter**	**N**	**No**	**No**		**30**	**12**	**7**	**5.6**	**2**	**1.3**	**23**	**28**	**36**				**1.45**	**670**	**75**	**45**	**6**	**14.5**	**6.5**	**7.5**

1. Not recommended for new designs. Please contact your local sales office for a replacement part, if any.
2. On-resistance Static Source-Source, otherwise Static Drain-Source.

* For bottom exposed packages, the I_D and P_D are calculated at 100°C, otherwise at 70°C.
* $R_{DS(ON)}$ measured at V_{GS} other than 10V, 4.5V, 1.8V, 1.5V, or 1.2V.
* Qg measured with V_{GS} = 10V. In all other cases V_{GS} = 4.5V.

Low Voltage MOSFETs *(Continued)*

Part Number		Package	Configuration	Popular Application	Type	ESD Diode	Schottky Diode	Schottky Type	V_{DS} (V)	V_{GS} (±V)	I_D (A)		P_D (W)		$R_{DS(ON)}$ (mΩ max) at V_{GS} =						VGS(th) (max V)	Ciss (pF)	Coss (pF)	Crss (pF)	Qg (nC)	Qgd (nC)	Trr (ns)	Qrr (nC)
											25°C	70°C	25°C	70°C	10V	4.5V	2.5V	1.8V	1.5V	1.2V							
AO4630	***NEW***	**SO-8**	**Complementary**	**Inverter**	**P**	**No**	**No**		**-30**	**12**	**-5**	**-4**	**2**	**1.3**	**48**	**57**	**78**				**-1.3**	**700**	**80**	**60**	**7**		**15**	**40**
AO4622		SO-8	Complementary	Inverter	N	No	No		20	16	7.3	6.2	2	1.44	23	30	84				2	900	162	105	7.2	2.8	18	9.5
AO4622		SO-8	Complementary	Inverter	P	No	No		-20	12	-5	-4.2	2	1.44		53	87				-1.3	800	131	103	7.4	2.9	20	9
AO4914		SO-8	Asymmetric	SMPS	N	No	No		30	20	8.5	6.5	2	1.3	20.5	28					2.4	730	165	82	7.5	3	8	8
AO4914		SO-8	Asymmetric	SMPS	N	No	Yes	1A	30	20	8.5	6.5	2	1.3	20.5	28					2.4	740	110	82	7.5	3	8	18
AO4924		SO-8	Asymmetric	SMPS	N	No	No		30	12	7.3	5.9	2	1.3	24	29					1.5	900	224	65	10	3.75	10	6.8
AO4924		SO-8	Asymmetric	SMPS	N	No	Yes	SRFET	30	12	9	7.2	2	1.3	15.8	19.5					2.4	1450	88	92	12	4.2	16.8	8
AO4932		SO-8	Asymmetric	SMPS	N	No	No		30	20	8	6.5	2	1.3	19	23					2.4	740	128	82	7.5	3	7	6.5
AO4932		SO-8	Asymmetric	SMPS	N	No	Yes	SRFET	30	12	11	9	2	1.3	12.5	15					2.1	1170	110	89	8.7	3	8	18
AO4948		SO-8	Asymmetric	SMPS	N	No	No		30	20	8	6.5	2	1.3	19	28					2.4	740	308	82	7.5	3	11.2	10.5
AO4948		SO-8	Asymmetric	SMPS	N	No	Yes	SRFET	30	20	8.8	7.1	2	1.3	16	22					2.2	1267	110	118	10.4	3.6	8	18
AO4952		SO-8	Asymmetric	SMPS	N	No	No		30	20	11	9	2	1.3	11.5	16.5					2.2	542	233	31	4.3	1.7	11	12.5
AO4952		SO-8	Asymmetric	SMPS	N	No	Yes	SRFET	30	20	11	9	2	1.3	10.5	15.5					2.5	605	275	37	4.9	2.3	9.7	11.5
Ultra SO-8																												
AOL1202		Ultra SO-8	Single	SMPS	N	No	No		30	20	54	42*	58	29*	4.2	6					2.3	1840	720	63	12	4.2	15	2
AOL1208		Ultra SO-8	Single	SMPS	N	No	No		30	20	50	36*	50	25*	11	15					2.4	850	380	30	7	3.5	12	23
AOL1426		Ultra SO-8	Single	SMPS High Side	N	No	No		30	12	46	33*	43	21*	10.5	13.5					2.5	1210	330	85	10	2.7	36	47
AOL1428A		Ultra SO-8	Single	SMPS High Side	N	No	No		30	20	49	38*	93	46*	8	11.5					2.6	1080	180	110	8	3	8.5	13
AOL1448		Ultra SO-8	Single	SMPS High Side	N	No	No		30	20	36	28*	30	15*	9.5	14					2.2	770	240	77	7.1	3.1	11	23
AOL1432		Ultra SO-8	Single	SMPS High Side	N	No	No		25	20	44	31*	30	15*	8.5	14					3	1430	319	215	13.5	7.75	23.06	15.25
AOL1404		Ultra SO-8	Single	Load Switch	N	No	No		20	12	45	35*	60	30*		4	5.6				1.6	3860	740	580	36	12	17	36
AOL1413		Ultra SO-8	Single	Load Switch	P	Yes	No		-30	25	-38	-27*	38	19*	17	36*					-3.5	1760	360	255	11	8	24	16
TO-220																												
AOT210L		TO-220	Single	General Purpose	N	No	No		30	20	105	82*	176	88*	2.9	3.7					2.2	3520	1320	90	22	7	21	58
AOT424		TO-220	Single	SMPS Low Side	N	No	No		30	20	110	88*	100	50*	4	5.5					3	3700	700	390	30.4	19.8	35.3	30.7
TO-251A																												
AOI418		TO-251A	Single	SMPS High Side	N	No	No		30	20	36	28*	50	25*	8	11.5					2.5	1150	180	105	9.5	5	8.7	13.5
AOI508		TO-251A	Single	General Purpose	N	No	No		30	20	70	55*	50	25*	3	4.5					2.2	2010	898	124	17	8	14	20.3
AOI510		TO-251A	Single	General Purpose	N	No	No		30	20	70	54*	60	30*	2.6	4					2.2	2719	1204	169	21	7	19.6	42.7
AOI514		TO-251A	Single	General Purpose	N	No	No		30	20	46	36*	50	25*	5.9	11.9					2.4	1187	483	60	8.8	3.6	14.7	24
AOI530		TO-251A	Single	General Purpose	N	No	No		30	20	70	55*	83	41*	2.7	4.2					2.2	3130	1330	225	21.5	9.6	23	55
AOI538		TO-251A	Single	General Purpose	N	No	No		30	20	70	54*	93	46*	3.1	4.8					3.1	2160	915	115	14	6.3	16.5	34.2
AOI4102		TO-251A	Single	SMPS	N	No	No		30	20	19	13*	21	10*	37	64					3	360	45	30	3.2	2.2	14	6
AOI403		TO-251A	Single	Load Switch	P	No	No		-30	25	-70	-55*	90	45*	8.5						-3.5	2890	585	470	51*	16	18	11
AOI423		TO-251A	Single	General Purpose	P	No	No		-30	25	-70	-67*	90	45*	8.5						-3.5	2760	550	375	45*	12	15	30
TO-251B																												
AOI516		TO-251B	Single	General Purpose	N	No	No		30	20	46	36*	50	25*	5	10					2.6	1333	512	42	8.5	2.5	14.1	16.2
AOY514		TO-251B	Single	General Purpose	N	No	No		30	20	46	36*	50	25*	5.9	11.9					2.4	1187	483	60	8.8	3.6	14.7	24
AOY516		TO-251B	Single	General Purpose	N	No	No		30	20	46	36*	50	25*	5	10					2.6	1333	512	42	8.5	2.5	14.1	16.2
AOY526		TO-251B	Single	General Purpose	N	No	No		30	20	50	39*	50	25*	5	9					2.4	1300	530	75	8.5	2.5	14	25
AOY528		TO-251B	Single	General Purpose	N	No	No		30	20	50	39*	50	25*	5.4	9.5					2.4	1187	483	60	8.8	3.6	14.7	24
AOY423		TO-251B	Single	General Purpose	P	No	No		-30	25	-70	-67*	90	45*	8.5						-3.5	2760	550	375	45*	12	15	30
TO-252																												
AOD210		TO-252	Single	SMPS	N	No	No		30	20	70	55*	150	75*	3	3.9					2.2	3520	1320	90	22	7	21	58

1. Not recommended for new designs. Please contact your local sales office for a replacement part, if any.
2. On-resistance Static Source-Source, otherwise Static Drain-Source.

* For bottom exposed packages, the I_D and P_D are calculated at 100°C, otherwise at 70°C.
* $R_{DS(ON)}$ measured at V_{GS} other than 10V, 4.5V, 1.8V, 1.5V, or 1.2V.
* Qg measured with V_{GS} = 10V. In all other cases V_{GS} = 4.5V.

Low Voltage MOSFETs *(Continued)*

Part Number		Package	Configuration	Popular Application	Type	ESD Diode	Schottky Diode	Schottky Type	V_{DS} (V)	V_{GS} (±V)	I_D (A)		P_D (W)		$R_{DS(ON)}$ (mΩ max) at V_{GS} =						VGS(th) (max V)	Ciss (pF)	Coss (pF)	Crss (pF)	Qg (nC)	Qgd (nC)	Trr (ns)	Qrr (nC)
											25°C	70°C	25°C	70°C	10V	4.5V	2.5V	1.8V	1.5V	1.2V							
AOD418		TO-252	Single	SMPS High Side	N	No	No		30	20	36	28*	50	25*	7.5	11					2.5	1150	180	105	9.5	5	8.7	13.5
AOD480		TO-252	Single	General Purpose	N	No	No		30	20	25	18*	21	11*	23	33					2.6	373	67	41	3.5	1.6	10.5	4.5
AOD484		TO-252	Single	SMPS	N	Yes	No		30	20	25	20*	50	25*	15	23					2.5	938	142	99	8.4	4.1	19	10
AOD496		TO-252	Single	SMPS	N	No	No		30	20	62	44*	62.5	31*	9.5	16					2.5	1000	340	340	8.5	4.8	29	24
AOD496A		TO-252	Single	General Purpose	N	No	No		30	20	57	40*	50	25*	9	14					2.2	770	240	77	7.1	3.1	11	23
AOD508		TO-252	Single	General Purpose	N	No	No		30	20	70	55*	50	25*	3	4.5					2.2	2010	898	124	17	8	14	20.3
AOD510		TO-252	Single	General Purpose	N	No	No		30	20	70	54*	60	30*	2.6	4					2.2	2719	1204	169	21	7	19.6	42.7
AOD514		TO-252	Single	General Purpose	N	No	No		30	20	46	36*	50	25*	5.9	11.9					2.4	1187	483	60	8.8	3.6	14.7	24
AOD516		TO-252	Single	General Purpose	N	No	No		30	20	46	36*	50	25*	5	10					2.6	1333	512	42	8.5	2.5	14.1	16.2
AOD522P	***NEW***	**TO-252**	**Single**	**General Purpose**	**N**	**No**	**No**		**30**	**20**	**46**	**36***	**53**	**26***	**5.2**	**9.5**					**2.4**	**1150**	**500**	**60**	**8.8**	**23.3**	**14.7**	**24**
AOD526		TO-252	Single	General Purpose	N	No	No		30	20	50	39*	50	25*	5	9					2.4	1300	530	75	8.5	2.5	14	25
AOD528		TO-252	Single	General Purpose	N	No	No		30	20	50	39*	50	25*	5.4	9.5					2.4	1187	483	60	8.8	3.6	14.7	24
AOD536		TO-252	Single	General Purpose	N	No	No		30	20	46	36*	37.5	18.5*	8.5	14.7					2.2	1140	400	45	6.5	2.5	12	20
AOD538		TO-252	Single	General Purpose	N	No	No		30	20	70	54*	93	46*	3.1	4.8					3.1	2160	915	115	14	6.3	16.5	34.2
AOD4102		TO-252	Single	SMPS	N	No	No		30	20	12	13*	21	10*	37	64					3	360	45	30	3.2	2.2	14	6
AOD4132		TO-252	Single	SMPS Low Side	N	No	No		30	20	85	63*	100	50*	4	6					3	3700	700	390	33	17.6	34	30
AOD4158P	***NEW***	**TO-252**	**Single**	**SMPS Low Side**	**N**	**No**	**No**		**30**	**20**	**46**	**34***	**32**	**15***	**9**	**13.5**					**2.4**	**1150**	**500**	**60**	**8.8**	**23**	**14.7**	**24**
AOD456		TO-252	Single	SMPS Low Side	N	No	No		25	20	50	40*	50	25*	6	10					3	1850	472	275	15.7	8.2	30.9	20.3
AOD502		TO-252	Single	General Purpose	N	No	No		25	20	46	36*	50	25*	8	11.9					2.4	1187	483	60	8.8	3.6	14.7	24
AOD504		TO-252	Single	General Purpose	N	No	No		25	20	46	36*	50	25*	5	10					2.4	1333	512	42	8.5	2.5	14.1	16.2
AOD4136		TO-252	Single	Load Switch	N	No	No		25	20	25	20*	30	15*	11	19					2.5	734	174	97	6.2	4	12	11
AOD424		TO-252	Single	General Purpose	N	No	No		20	12	45	35*	100	50*	4.4	5.7					1.6	3860	740	580	36	12	17	36
AOD476		TO-252	Single	SMPS	N	No	No		20	16	25	20*	33.3	16.7*	21	28	79				2	900	162	105	7.2	2.8	18	9.5
AOD4120		TO-252	Single	SMPS	N	No	No		20	16	25	19*	33.3	16.7*	18	25	75				2	900	162	105	7.2	2.8	18	9.5
AOD403		TO-252	Single	Load Switch	P	No	No		-30	25	-70	-55*	90	45*	8						-3.5	2890	585	470	51*	16	18	11
AOD417		TO-252	Single	Inverter	P	No	No		-30	20	-25	-20*	50	25*	34	55					-3	920	140	90	8.2	3.6	23	14
AOD423		TO-252	Single	General Purpose	P	No	No		-30	25	-70	-67*	90	45*	8						-3.5	2760	550	375	45*	12	15	30
AOD425		TO-252	Single	General Purpose	P	Yes	No		-30	25	-50	-36*	71	36*	17	35*					-3.5	1760	360	255	11	8	24	16
AOD607		TO-252	Complementary	Inverter	N	No	No		30	20	12	9.4*	25	12.5*	25	34					2.5	1040	180	110	9.8	3.5	19	8
AOD607		TO-252	Complementary	Inverter	P	No	No		-30	20	-12	-9.4*	25	12.5*	37	62					-2.4	920	190	122	9.7	5.4	21.4	13
TO-263																												
AOB210L		TO-263	Single	General Purpose	N	No	No		30	20	105	82*	176	88*	2.6	3.5					2.2	3520	1320	90	22	7	21	58

1. Not recommended for new designs. Please contact your local sales office for a replacement part, if any.
2. On-resistance Static Source-Source, otherwise Static Drain-Source.

* For bottom exposed packages, the I_D and P_D are calculated at 100°C, otherwise at 70°C.
* $R_{DS(ON)}$ measured at V_{GS} other than 10V, 4.5V, 1.8V, 1.5V, or 1.2V.
* Qg measured with V_{GS} = 10V. In all other cases V_{GS} = 4.5V.

Medium Voltage MOSFETs

Part Number		Package	Configuration	Popular Application	Type	ESD Diode	Schottky Diode	Schottky Type	V_{DS} (V)	V_{GS} (±V)	I_D (A)		P_D (W)		$R_{DS(ON)}$ (mΩ max) at V_{GS} =						VGS(th) (max V)	Ciss (pF)	Coss (pF)	Crss (pF)	Qg (nC)	Qgd (nC)	Qrr (ns)	Qrr (nC)
											25°C	70°C	25°C	70°C	10V	4.5V	2.5V	1.8V	1.5V	1.2V								
SC-89																												
AO5800E		SC-89-6	Dual	Load Switch	N	Yes	No		60	20	0.4	0.3	0.4	0.24	1600	1900					2.5	41	9	6			11.3	7.5
SOT-223																												
AOH3254	***NEW***	**SOT-223**	**Single**	**General Purpose**	**N**	**No**	**No**		**150**	**20**	**5**	**4**	**4.1**	**2.6**	**63**	**77**					**2.7**	**675**	**78**	**4**	**5.5**	**2.5**	**37**	**210**
AOH3106		SOT-223	Single	General Purpose	N	No	No		100	20	2	1.5	3.1	2	360	385					2	185	19	8	2.5	1.4	17	14.5
AOH3110		SOT-223	Single	General Purpose	N	No	No		100	20	1	0.8	3.1	2	700	820					2.9	100	13	5	1.5	0.8	52	60
SOT-23																												
AO3442		SOT-23-3	Single	General Purpose	N	No	No		100	20	1	0.8	1.4	0.9	630	720					2.9	100	13	5	1.5	0.8	52	60
AO3460		SOT-23-3	Single	Load Switch	N	Yes	No		60	20	0.5	1.6	1.4	0.9	1700	2000					1.7	22	6	2	0.4	0.2	11.3	7.5
AO3422		SOT-23-3	Single	General Purpose	N	No	No		55	12	2.1	1.7	1.25	0.8		160	200				2	214	31	12.6	2.6	0.8	20	17
TSOP-6																												
AO6420		TSOP-6	Single	General Purpose	N	No	No		60	20	4.2	3.4	2	1.28	60	75					3	450	60	25	4.3	2.2	25.1	28.7
DFN 2x2																												
AON2290		DFN 2x2B	Single	Load Switch	N	No	No		100	20	4.5	3.5*	2.8	1.8	72	97					2.8	415	32	3	3	1.5	16	44
AON2260		DFN 2x2B	Single	General Purpose	N	No	No		60	20	6	4.7	2.8	1.8	44	53					2.5	426	50	5	2.6	0.8	27	12
AON2240		DFN 2x2B	Single	General Purpose	N	No	No		40	20	8	6*	2.8	1.8	21	29					2.4	415	112	11	3	1.1	12.5	3.5
DFN 3x3																												
AON7460		DFN 3x3	Single	General Purpose	N	No	No		300	30	4	2.5*	33	13*	830						4.5	310	45	2.9	6.8	2	88	290
AON7462		DFN 3x3	Single	General Purpose	N	No	No		300	30	2.5	1.6*	25	10*	1500						4.5	197	30	2	4.6*	1.5	95	220
AON7458		DFN 3x3	Single	General Purpose	N	No	No		250	30	5	3.2*	33	13*	560						4.3	306	51	3.2	6	1.5	77	290
AON7296		DFN 3x3	Single	General Purpose	N	No	No		100	20	12.5	8*	20.8	8.3*	66	90					2.8	415	32	3	3	1.5	16	44
AON7450		DFN 3x3	Single	General Purpose	N	No	No		100	25	21	13*	43	17*	48	57*					4.1	910	95	35	16*	4.7	17	60
AON7452		DFN 3x3	Single	General Purpose	N	No	No		100	25	5.5	3.5*	17	7*	310	370*					4.7	155	28	9	3*	0.9	9.6	23
AON7448		DFN 3x3	Single	General Purpose	N	No	No		80	25	25	15*	36	15*	30	37*					4.1	900	110	40	14.5*	4.6	15	43
AON7474A		DFN 3x3	Single	General Purpose	N	No	No		75	16	7.5	4.5*	15.5	6*	130	155					1.6	280	30	13	3	1.5	14	52
AON7246		DFN 3x3	Single	General Purpose	N	No	No		60	20	34.5	22*	34.7	13.9*	15	19					2.5	1340	123	10	9	2.6	15.5	55.5
AON7262E	***NEW***	**DFN 3x3**	**Single**	**General Purpose**	**N**	**Yes**	**No**		**60**	**20**	**34**	**34***	**43**	**17**	**6.2**	**8.5**					**2.2**	**1652**	**520**	**52**	**15**	**6.5**	**19**	**60**
AON7444		DFN 3x3	Single	General Purpose	N	No	No		60	20	33	21*	42	17*	22	26					2.6	1680	150	60	13	3.7	13	34
AON7446		DFN 3x3	Single	General Purpose	N	No	No		60	20	8	5*	16.7	7*	145	160*					3.3	237	25	9	4.4*	1.1	7.7	13
AON7240		DFN 3x3	Single	SMPS	N	No	No		40	20	40	31*	36.7	14*	5.1	7					2.4	1830	521	43	12.8	6	16.5	40
DFN 3.3x3.3																												
AON7254		DFN 3.3x3.3	Single	General Purpose	N	No	No		150	20	17	11*	39	15.5*	54	66					2.7	675	78	4	5.5	2.5	37	210
AON7230	***NEW***	**DFN 3.3x3.3**	**Single**	**General Purpose**	**N**	**No**	**No**		**100**	**20**	**47**	**30***	**54**	**21***	**11.5**	**15.5**					**2.5**	**2320**	**175**	**11**	**13**	**3**	**25**	**120**
AON7290		DFN 3.3x3.3	Single	General Purpose	N	No	No		100	20	50	35*	83	33*	12.6	18*					3.4	2075	175	9.5	9	4	35	185
AON7292		DFN 3.3x3.3	Single	General Purpose	N	No	No		100	20	23	15*	28	11*	24	32					2.6	1170	90	8	8	3.5	24	110
AON7280		DFN 3.3x3.3	Single	General Purpose	N	No	No		80	20	50	39*	83	33*	8.5	12*					3.4	1871	265	14	26.5*	4	32	162
AON7244		DFN 3.3x3.3	Single	General Purpose	N	No	No		60	20	50	39*	83	33*	8.5	12					2.5	2030	215	8.5	11.5	2.5	18	68
AON7140	***NEW***	**DFN 3.3x3.3**	**Single**	**SMPS**	**N**	**No**	**No**		**40**	**20**	**50**	**50***	**46**	**18.5***	**2.3**	**3.5**					**2.4**	**3350**	**580**	**65**	**18**	**21.2**	**16**	**42**
AON7242		DFN 3.3x3.3	Single	SMPS	N	No	No		40	20	50	39*	83	33*	3.9	5.8					2.3	1970	540	41	11.9	2.2	16	47
DFN 5x6																												
AON6458		DFN 5x6	Single	General Purpose	N	No	No		250	30	14	8.8*	83	33*	170						4.5	1028	167	11	22*	8	158	1000
AON6250		DFN 5x6	Single	General Purpose	N	No	No		150	20	52	32*	104	41.5*	16.5	19*					3.4	2388	213	9.5	30.5*	4.5	68	560
AON6454A		DFN 5x6	Single	General Purpose	N	No	No		150	20	31	20*	83	33*	38	44*					4.6	1710	150	50	7.8	13.5	33	350
AON6224	***NEW***	**DFN 5x6**	**Single**	**SMPS**	**N**	**No**	**No**		**100**	**20**	**34**	**31***	**56.5**	**22.5***	**12**	**15.5**					**2.4**	**2420**	**170**	**11**	**15**	**4**	**27**	**128**

1. Not recommended for new designs. Please contact your local sales office for a replacement part, if any.
2. On-resistance Static Source-Source, otherwise Static Drain-Source.

* For bottom exposed packages, the I_D and P_D are calculated at 100°C, otherwise at 70°C.
* $R_{DS(ON)}$ measured at V_{GS} other than 10V, 4.5V, 1.8V, 1.5V, or 1.2V.
* Qg measured with V_{GS} = 10V. In all other cases V_{GS} = 4.5V.

Medium Voltage MOSFETs *(Continued)*

Part Number		Package	Configuration	Popular Application	Type	ESD Diode	Schottky Diode	Schottky Type	V_{DS} (V)	V_{GS} (±V)	I_D (A)		P_D (W)		$R_{DS(ON)}$ (mΩ max) at V_{GS} =						VGS(th) (max V)	Ciss (pF)	Coss (pF)	Crss (pF)	Qg (nC)	Qgd (nC)	Qrr (ns)	Qrr (nC)
											25°C	70°C	25°C	70°C	10V	4.5V	2.5V	1.8V	1.5V	1.2V								
AON6290		DFN 5x6	Single	General Purpose	N	No	No		100	20	85	67*	208	83*	4.6	6.2*					3.4	4600	415	27	28.5	10	40	230
AON6292		DFN 5x6	Single	General Purpose	N	No	No		100	20	85	67*	156	62.5*	6	8.5*					3.4	3830	327	16.5	15.5	7	19	225
AON6294		DFN 5x6	Single	General Purpose	N	No	No		100	20	52	33*	57	23*	10	14*					3.5	2265	195	10	28*	4	35	195
AON6298		DFN 5x6	Single	General Purpose	N	No	No		100	20	46	30*	78	31*	16.5	21*					3.4	1307	127	8	16*	3	30	132
AON6450		DFN 5x6	Single	SMPS	N	No	No		100	25	52	33*	83	33*	14.5	17.5*					4	2570	250	80	11.5*	13.5	24	108
AON6452		DFN 5x6	Single	SMPS	N	No	No		100	25	26	17*	35	14*	25	31*					4	1770	165	55	28*	10	20	82
AON6482		DFN 5x6	Single	General Purpose	N	No	No		100	20	28	18*	75	25*	37	42					2.7	1630	100	50	18	9	32	200
AON6484		DFN 5x6	Single	General Purpose	N	No	No		100	20	12	7.5*	25	10*	79	90					2.7	778	55	24	9.6	5	23	142
AON6278		DFN 5x6	Single	General Purpose	N	No	No		80	20	85	66*	208	83*	3.3	4.6*					3.3	4646	632	31	61.5*	9.5	32	174
AON6280		DFN 5x6	Single	General Purpose	N	No	No		80	20	85	65*	83	33*	4.1	5*					3.2	3930	592	66	58*	14	36	153
AON6282		DFN 5x6	Single	General Purpose	N	No	No		80	20	85	56*	83	33*	5.6	8*					3.5	2848	392	22.5	36.5*	6	30	126
AON6284		DFN 5x6	Single	General Purpose	N	No	No		80	20	78	49*	78	31*	7.1	10*					3.3	2162	300	16	28*	4.5	26	118
AON6448		DFN 5x6	Single	General Purpose	N	No	No		80	25	65	41*	83	33*	9.6	12*					3.7	2600	340	120	44*	14	17	65
AON6270		DFN 5x6	Single	General Purpose	N	No	No		75	20	85	67*	83	33*	3.9	5*					3.2	4100	615	58	60*	14	32	170
AON6242		DFN 5x6	Single	General Purpose	N	No	No		60	20	85	66*	83	33*	3.6	4.5					2.5	5305	540	22	23	3	24.5	125
AON6244		DFN 5x6	Single	General Purpose	N	No	No		60	20	85	59*	83	33*	4.7	6.2					2.5	3838	415	14.5	21	3	21.5	87.5
AON6246		DFN 5x6	Single	General Purpose	N	No	No		60	20	80	51*	83	33*	6.4	8					2.5	2850	258	15.5	14	4	19	72
AON6248		DFN 5x6	Single	General Purpose	N	No	No		60	20	53	34*	69.5	27.5*	11.5	14.7					2.5	1543	165	9	8.5	1.8	18	65
AON6260		DFN 5x6	Single	General Purpose	N	No	No		60	20	85	67*	104	41.5*	2.4	3.5					2.5	5578	1390	75	37	12	30	130
AON6262E	***NEW***	**DFN 5x6**	**Single**	**General Purpose**	**N**	**Yes**	**No**		**60**	**20**	**40**	**40***	**48**	**19***	**6.2**	**8.5**					**2.2**	**1650**	**520**	**52**	**15**	**6.5**	**19**	**60**
AON6266		DFN 5x6	Single	General Purpose	N	No	No		60	20	30	22.5*	38	15*	15	19					2.5	1340	123	10	9	2.6	17	60
AON6444		DFN 5x6	Single	General Purpose	N	No	No		60	20	81	51*	83	33*	6.5	8					2.5	4800	470	190	40	14	18	54
AON6152	***NEW***	**DFN 5x6**	**Single**	**SMPS**	**N**	**No**	**No**		**45**	**20**	**100**	**100***	**208**	**83***	**1.15**	**1.85**					**2.3**	**7410**	**1120**	**75**	**37**	**5.5**	**25**	**71**
AON6154	***NEW***	**DFN 5x6**	**Single**	**SMPS**	**N**	**No**	**No**		**45**	**20**	**100**	**100***	**125**	**50***	**1.5**	**2.1**					**2.4**	**6575**	**870**	**82**	**38**	**16**	**22**	**60**
AON6156	***NEW***	**DFN 5x6**	**Single**	**SMPS**	**N**	**No**	**No**		**45**	**20**	**100**	**82***	**78**	**31***	**2.5**	**4**					**2.5**	**3975**	**545**	**62**	**23**	**16**	**19**	**43**
AON6144	***NEW***	**DFN 5x6**	**Single**	**SMPS**	**N**	**No**	**No**		**40**	**20**	**100**	**89***	**78**	**31***	**2.4**	**3.5**					**2.4**	**3780**	**675**	**60**	**22**	**16**	**17**	**45**
AON6230		DFN 5x6	Single	General Purpose	N	No	No		40	20	85	66*	104	42*	1.44	2.1					2.3	6050	1640	105	35	13	28	98
AON6232		DFN 5x6	Single	General Purpose	N	No	No		40	20	85	67*	83	33*	2.5	3.6					2.5	3165	905	52.5	18.2	2.8	22.5	59
AON6232A		DFN 5x6	Single	General Purpose	N	No	No		40	20	85	85*	113.5	45.5*	2.9	4.2					2.5	3250	835	43	19	5	21	62
AON6234		DFN 5x6	Single	General Purpose	N	No	No		40	20	85	67*	83	33*	3.4	5					2.4	2335	612	45	15	4.5	17.5	47.5
AON6236		DFN 5x6	Single	General Purpose	N	No	No		40	20	30	24*	39	15.5*	7	10.5					2.4	1225	318	26.5	8.2	2.5	14	32.5
AON6240		DFN 5x6	Single	General Purpose	N	No	No		40	20	85	67*	83	33*	1.6	2.4					2.4	5458	1395	103	31	10.8	23.9	84.6
AON6440		DFN 5x6	Single	General Purpose	N	No	No		40	20	85	67*	83	33*	3.4	4.5					2.2	5000	780	300	40	15	16	38
AON6442		DFN 5x6	Single	General Purpose	N	No	No		40	20	32	25*	35.7	14*	4.8	7					2.4	1830	521	43	12.8	6	16.5	40
AON6590		DFN 5x6	Single	General Purpose	N	No	No		40	20	100	100*	208	83*	0.99	1.5					2.3	8320	1438	85	45	7	26	83
AON6850		DFN 5x6	Dual	General Purpose	N	No	No		100	25	28	18*	56	22*	35	42*					4	1530	155	66	24*	8	23	83
AON6884		DFN 5x6	Dual	Inverter	N	No	No		40	20	34	21*	21	8*	11.3	13.8					2.7	1500	215	135	13.6	6.4	13	35
SO-8																												
AO4286		SO-8	Single	General Purpose	N	No	No		100	20	4	3	2.5	1.6	68	92					2.9	390	30	3	2.8	1.2	15	53
AO4292		SO-8	Single	General Purpose	N	No	No		100	20	8	6.2	3.1	2	23	33					2.7	1190	95	7	7	2.5	20	90
AO4292E		**SO-8**	**Single**	**General Purpose**	**N**	**Yes**	**No**		**100**	**20**	**8**	**6.2**	**3.1**	**2**	**23**	**33**					**2.7**	**1200**	**93**	**6.3**	**8**	**2.5**	**20**	**80**
AO4294		SO-8	Single	General Purpose	N	No	No		100	20	11.5	9	3.1	2	12	15.5					2.4	2420	170	11	15	4	25	110
AO4452		SO-8	Single	General Purpose	N	No	No		100	25	8	6.5	3.1	2	25						4	1770	165	55	28*	10	27	28
AO4454		SO-8	Single	General Purpose	N	No	No		100	25	6.5	5.3	3.1	2	36						4	1180	110	36	19*	6.3	16	50
AO4482		SO-8	Single	Load Switch	N	No	No		100	20	6	5	3.1	2	37	42					2.7	1630	100	50	18	9	25	130

1. Not recommended for new designs. Please contact your local sales office for a replacement part, if any.
2. On-resistance Static Source-Source, otherwise Static Drain-Source.

* For bottom exposed packages, the I_D and P_D are calculated at 100°C, otherwise at 70°C.
* $R_{DS(ON)}$ measured at V_{GS} other than 10V, 4.5V, 1.8V, 1.5V, or 1.2V.
* Qg measured with V_{GS} = 10V. In all other cases V_{GS} = 4.5V.

Medium Voltage MOSFETs *(Continued)*

Part Number		Package	Configuration	Popular Application	Type	ESD Diode	Schottky Diode	Schottky Type	V_{DS} (V)	V_{GS} (±V)	I_D (A)		P_D (W)		$R_{DS(ON)}$ (mΩ max) at V_{GS} =						VGS(th) (max V)	Ciss (pF)	Coss (pF)	Crss (pF)	Qg (nC)	Qgd (nC)	Qrr (ns)	Qrr (nC)
											25°C	70°C	25°C	70°C	10V	4.5V	2.5V	1.8V	1.5V	1.2V								
AO4486		SO-8	Single	General Purpose	N	No	No		100	20	4.2	3.4	3.1	2	79	90					2.7	778	55	24	8.1	4.1	21	94
AO4444L		SO-8	Single	General Purpose	N	No	No		80	25	11	9	3.1	2	12						3.8	2386	276	100	38*	10	18	65
AO4448		SO-8	Single	General Purpose	N	No	No		80	25	10	8	3.1	2	16						4.2	1670	215	72	28*	8	21	65
AO4442		SO-8	Single	Display	N	No	No		75	25	3.1	2.5	3.1	2	130	165					3	303	37	17	2.46	1.34	22	22
AO4260		SO-8	Single	General Purpose	N	No	No		60	20	18	14	3.1	2	5.2	6.3					2.3	4940	445	32	31	8.5	22	96
AO4262E	***NEW***	**SO-8**	**Single**	**General Purpose**	**N**	**Yes**	**No**		**60**	**20**	**16.5**	**13**	**3.1**	**2**	**6.5**	**8.5**					**2.2**	**1650**	**520**	**52**	**15**	**6.5**	**19**	**60**
AO4264		SO-8	Single	General Purpose	N	No	No		60	20	12	9	3.1	2	11	13.5					2.5	2007	177	12.5	11	2.5	15	55
AO4266		SO-8	Single	General Purpose	N	No	No		60	20	10	8	3.1	2	15	19					2.5	1340	123	10	9	2.6	15.5	55.5
AO4438		SO-8	Single	Display	N	No	No		60	20	8.2	6.6	3.1	2	22	27					3	1920	155	116	24.2	14.4	34	53
AO4440		SO-8	Single	Display	N	No	No		60	20	5	4	2.5	1.6	55	75					2.5	450	60	25	4.3	2.2	25.1	28.7
AO4240		SO-8	Single	General Purpose	N	No	No		40	20	24	19	3.1	2	3.3	4.3					2.3	4245	1170	69	28	8	23	74
AO4450		SO-8	Single	Load Switch	N	No	No		40	20	7	5.5	3.1	2	30	38					3	516	82	43	4.3	1.4	18	10
AO4480		SO-8	Single	Display	N	Yes	No		40	20	14	11	3.1	2	11.5	15.5					3	1600	320	100	10.5	4.8	31	33
AO4484		SO-8	Single	Inverter	N	No	No		40	20	10	8	1.7	1.1	10	12.5					3	1500	215	135	13.6	6.4	30	19
AO4443		SO-8	Single	Display	P	No	No		-40	20	-6	-5	3.1	2	42	63					-2.6	940	97	72	8.4	4.3	17	11.5
AO4485		SO-8	Single	Inverter	P	No	No		-40	20	-10	-8	1.7	1.1	15	20					-2.5	2500	260	180	18.6	8.6	38	47
AO4421		SO-8	Single	General Purpose	P	No	No		-60	20	-6.2	-5	3.1	2	40	50					-3	2417	179	120	22.7	9.2	34	47
AO4441		SO-8	Single	Display	P	No	No		-60	20	-4	-3.1	3.1	2	100	130					-3	930	85	35	8	3.2	27	32
AO4886		SO-8	Dual	General Purpose	N	No	No		100	20	3.3	2.7	2	1.28	80	91					2.7	778	55	24	8.1	4.1	21	94
AO4892		SO-8	Dual	General Purpose	N	No	No		100	20	4	3	2	1.3	68	94					2.8	415	32	3	3	1.5	16	44
AO4830[1]		SO-8	Dual	Load Switch	N	No	No		80	30	3.5	2.9	2	1.3	75						5	640	40	20	5.5	1.2	20	50
AO4850		SO-8	Dual	Inverter	N	No	No		75	25	3.1	2.4	2	1.3	130	165					3	290	54	24	2.34	1.18	30.2	21.5
AO4826		SO-8	Dual	General Purpose	N	No	No		60	20	6.3	5	2	1.28	25	30					3	1920	155	116	24.2	14.4	33.2	43
AO4828		SO-8	Dual	General Purpose	N	No	No		60	20	4.5	3.6	2	1.28	56	77					3	450	60	25	4.3	2.2	27.5	32
AO4852		SO-8	Dual	Inverter	N	No	No		60	20	3.5	2.8	2	1.3	90	105					2.6	372	31	17	3.6	2	23.4	23.2
AO4840		SO-8	Dual	General Purpose	N	No	No		40	20	6	5	2	1.3	30	38					3	516	82	43	4.3	1.4	18	10
AO4882		SO-8	Dual	Inverter	N	No	No		40	20	8	6	2	1.3	19	27					2.4	415	112	11	3	1.1	12.5	3.5
AO4884		SO-8	Dual	Inverter	N	No	No		40	20	10	8	2	1.3	13	16					2.7	1500	215	135	13.6	6.4	13	35
AO4611		SO-8	Complementary	Inverter	N	No	No		60	20	6.3	5	2	1.28	25	30					3	1920	155	116	24.2	14.4	33.2	43
AO4611		SO-8	Complementary	Inverter	P	No	No		-60	20	-4.9	-3.9	2	1.28	42	52					-3	2417	179	120	22.8	9.6	32	42
AO4612		SO-8	Complementary	Inverter	N	No	No		60	20	4.5	3.6	2	1.28	56	77					3	450	60	25	4.3	2.2	27.5	32
AO4612		SO-8	Complementary	Inverter	P	No	No		-60	20	-3.2	-2.6	2	1.28	105	135					-3	930	85	35	8	3.2	27	32
AO4614B		SO-8	Complementary	Inverter	N	No	No		40	20	6	5	2	1.28	30	38					3	516	82	43	4.3	1.4	18	10
AO4614B		SO-8	Complementary	Inverter	P	No	No		-40	20	-5	-4	2	1.28	45	63					-3	940	97	72	7.9	3.2	21	14
AO4618		SO-8	Complementary	Inverter	N	Yes	No		40	20	8	6	2	1.3	19	27					2.4	415	112	11	3	1.1	12.5	3.5
AO4618		SO-8	Complementary	Inverter	P	Yes	No		-40	20	-7	-5.5	2	1.3	23	30					-3	1870	185	155	8	6.2	13	33
Ultra SO-8																												
AOL1482		Ultra SO-8	Single	Load Switch	N	No	No		100	20	28	20*	75	37*	37	42					2.7	1630	100	50	18	9	32	200
AOL1240		Ultra SO-8	Single	General Purpose	N	No	No		40	20	69	54*	125	62.5*	3	4.4					2.3	3165	920	45.5	18	3.5	20.5	56
AOL1242		Ultra SO-8	Single	General Purpose	N	No	No		40	20	69	54*	68	34*	5.2	7.9					2.3	1350	405	26	8	2.3	15.5	31
AOL1454		Ultra SO-8	Single	Inverter	N	Yes	No		40	20	50	48*	60	30*	9	13					3	1600	320	100	10.5	4.8	31	33
TO-220																												
AOT9N40		TO-220	Single	General Purpose	N	No	No		400	30	8	5*	132		800						4.5	630	73	5.7	13.1*	4.8	195	1900
AOT12N40		TO-220	Single	High Voltage	N	No	No		400	30	11	7*	184		590						4.5	925	100	6.4	17*	5.7	235	2400
AOT12N30		TO-220	Single	High Voltage	N	No	No		300	30	11.5	7.3*	132		420						4.5	632	90	7	12.8*	4.3	170	1300

1. Not recommended for new designs. Please contact your local sales office for a replacement part, if any.
2. On-resistance Static Source-Source, otherwise Static Drain-Source.

* For bottom exposed packages, the I_D and P_D are calculated at 100°C, otherwise at 70°C.
* $R_{DS(ON)}$ measured at V_{GS} other than 10V, 4.5V, 1.8V, 1.5V, or 1.2V.
* Qg measured with V_{GS} = 10V. In all other cases V_{GS} = 4.5V.

Medium Voltage MOSFETs *(Continued)*

Part Number		Package	Configuration	Popular Application	Type	ESD Diode	Schottky Diode	Schottky Type	V_{DS} (V)	V_{GS} (±V)	I_D (A)		P_D (W)		$R_{DS(ON)}$ (mΩ max) at V_{GS} =						VGS(th) (max V)	Ciss (pF)	Coss (pF)	Crss (pF)	Qg (nC)	Qgd (nC)	Qrr (ns)	Qrr (nC)
											25°C	70°C	25°C	70°C	10V	4.5V	2.5V	1.8V	1.5V	1.2V								
AOT20N25		TO-220	Single	High Voltage	N	No	No		250	30	20	14*	208		170						4.5	1028	167	11	20*	8	179	1600
AOT254L		TO-220	Single	General Purpose	N	No	No		150	20	32	22.5*	125	62.5*	46	53					2.7	2150	110	4	12	3	51	434
AOT2500L		TO-220	Single	General Purpose	N	No	No		150	20	152	107*	375	187.5*	6.5	7.6*					3.5	6460	586	22	97*	17	90	1090
AOT2502L		TO-220	Single	General Purpose	N	No	No		150	20	106	67*	277	111*	11						5.1	3010	345	14	43*	10	75	880
AOT290L		TO-220	Single	General Purpose	N	No	No		100	20	140	110*	500	250*	3.5						4.1	7180	2780	42	90*	21	65	460
AOT292L		TO-220	Single	General Purpose	N	No	No		100	20	105	82*	300	150*	4.5	5.3*					3.4	6775	557	32	90*	13.5	50	380
AOT296L		TO-220	Single	General Purpose	N	No	No		100	20	70	50*	107	54*	10	12.5*					3.4	2785	238	12	16.5	5	35	210
AOT298L		TO-220	Single	General Purpose	N	No	No		100	20	58	41*	100	50*	14.5						4.1	1250	727	25	19*	6	39	140
AOT410L		TO-220	Single	General Purpose	N	No	No		100	25	150	108*	333	167*	6.5	7.5*					4	6622	594	215	107*	40	27	177
AOT412		TO-220	Single	General Purpose	N	No	No		100	25	60	44*	150	75*	15.8	19.4*					3.8	2680	260	100	45	15	22	96
AOT414		TO-220	Single	General Purpose	N	No	No		100	25	43	31*	115	58*	25	31*					4	1770	165	55	28*	10	20	82
AOT416		TO-220	Single	General Purpose	N	No	No		100	25	42	30*	150	75*	37	43*					4	1180	110	36	19*	6.3	19	70
AOT418L		TO-220	Single	General Purpose	N	No	No		100	25	105	82*	333	167*	10	12*					3.9	4334	382	131	69*	22	27	129
AOT1100L		TO-220	Single	High Voltage	N	No	No		100	20	130	92*	500	250*	12						3.8	4833	721	35	82*	19	64	880
AOT2910L		TO-220	Single	General Purpose	N	No	No		100	20	30	21*	50	25*	24	33					2.7	1190	95	7	7	2.5	30	145
AOT2916L		TO-220	Single	General Purpose	N	No	No		100	20	23	16*	41.5	20.5*	34	43.5					2.7	870	68	3.5	5.5	2	20	88
AOT2918L		TO-220	Single	General Purpose	N	No	No		100	20	90	70*	267	133*	7						3.9	2580	1530	37	38*	12	46	230
AOT280L		TO-220	Single	General Purpose	N	No	No		80	20	140	110*	333	166.5*	2.7	3.5*					3.4	11135	1315	80	160*	28	44	348
AOT282L		TO-220	Single	General Purpose	N	No	No		80	20	105	82*	272.5	136*	3.5	5.2*					3.5	7765	960	66	58	21	40	320
AOT284L		TO-220	Single	General Purpose	N	No	No		80	20	105	82*	250	125*	4.5	5.7*					3.3	5154	673	48	33.5	11.5	38	230
AOT286L		TO-220	Single	General Purpose	N	No	No		80	20	70	55*	167	83*	6	7.9*					3.3	3142	435	43	44.5*	8	29	161
AOT288L		TO-220	Single	General Purpose	N	No	No		80	20	46	36*	93.5	46.5*	9.2	12.5*					3.4	1871	265	14	26.5	4	32	162
AOT480L		TO-220	Single	General Purpose	N	No	No		80	25	180	134*	333	167*	4.5	5.5*					4	6520	810	310	116*	38	28	132
AOT482L		TO-220	Single	General Purpose	N	No	No		80	25	105	82*	333	167*	7.2	9*					3.7	4054	458	160	66.8*	20.2	26	108
AOT270AL		TO-220	Single	General Purpose	N	No	No		75	20	140	110*	500	250*	2.6	3.2*					3.3	10830	1520	97	147*	30	53	438
AOT430		TO-220	Single	General Purpose	N	No	No		75	25	80	78*	268	134*	11.5						4	4700	400	180	114*	18	53	143
AOT470		TO-220	Single	General Purpose	N	No	No		75	25	100	78*	268	134*	10.5						4	4700	400	180	114*	18	53	143
AOT472		TO-220	Single	General Purpose	N	No	No		75	20	140	101*	417	208*	8.9						3.9	3753	679	54	96*	13	52	521
AOT474		TO-220	Single	General Purpose	N	No	No		75	20	127	89*	417	208*	11.3						4	2805	507	36	49.6	14	50	472
AOT260L		TO-220	Single	General Purpose	N	No	No		60	20	140	110*	330	165*	2.5	2.9*					3.2	11800	1360	40	150*	15	32	200
AOT262L		TO-220	Single	General Purpose	N	No	No		60	20	140	110*	333	167*	3	3.2*					3.2	8140	1040	32	95*	5	30	185
AOT264L		TO-220	Single	General Purpose	N	No	No		60	20	140	110*	333	167*	3.2	3.5*					3.2	6960	840	30	75*	5	26	155
AOT266L		TO-220	Single	General Purpose	N	No	No		60	20	140	110*	268	134*	3.5	4*					3.2	5650	720	20	65*	7	27	145
AOT460		TO-220	Single	General Purpose	N	No	No		60	20	85	85*	268	134*	7.5						4	3800	430	190	33	19	53	98
AOT462L[1]		TO-220	Single	General Purpose	N	No	No		60	20	35	27*	100	50*	18						4	1840	185	80	27.8	6.6	35	47
AOT1608L		TO-220	Single	Rugged Planar	N	No	No		60	20	140	100*	333	166*	7.6						3.7	3069	721	56	69	21	40	355
AOT2606L		TO-220	Single	General Purpose	N	No	No		60	20	72	56*	115	57.5*	6.5						3.5	4050	345	16.8	22	5	26	125
AOT2608L		TO-220	Single	General Purpose	N	No	No		60	20	72	54*	100	50*	8						3.6	2995	270	10.5	38.5*	3.5	24	115
AOT2610L		TO-220	Single	General Purpose	N	No	No		60	20	55	39*	75	37.5*	10.7	13.5					2.5	2007	177	12.5	8.5	2.2	19	69.5
AOT2618L		TO-220	Single	General Purpose	N	No	No		60	20	23	18*	41.5	20.5*	19	25					2.5	950	108	7	6	1.6	20	70
AOT240L		TO-220	Single	General Purpose	N	No	No		40	20	105	82*	176	88*	2.9	3.7					2.2	3510	1070	68	22	7	21	58
AOT440		TO-220	Single	General Purpose	N	No	No		40	20	105	82*	150	75*	4.7	6					2.3	4666	744	269	36	17	16	38
AOT1404L		TO-220	Single	Rugged Planar	N	No	No		40	20	220	157*	417	208*	4.2						3.7	3568	1388	151	71	23	45	287
AOT2142L	***NEW***	**TO-220**	**Single**	**General Purpose**	**N**	**No**	**No**		**40**	**20**	**120**	**120**	**312**	**156**	**1.9**	**2.5**					**2.3**	**8320**	**1438**	**85**	**45**	**7**	**26**	**83**

1. Not recommended for new designs. Please contact your local sales office for a replacement part, if any.
2. On-resistance Static Source-Source, otherwise Static Drain-Source.

* For bottom exposed packages, the I_D and P_D are calculated at 100°C, otherwise at 70°C.
* $R_{DS(ON)}$ measured at V_{GS} other than 10V, 4.5V, 1.8V, 1.5V, or 1.2V.
* Qg measured with V_{GS} = 10V. In all other cases V_{GS} = 4.5V.

Medium Voltage MOSFETs *(Continued)*

Part Number		Package	Configuration	Popular Application	Type	ESD Diode	Schottky Diode	Schottky Type	V_{DS} (V)	V_{GS} (±V)	I_D (A)		P_D (W)		$R_{DS(ON)}$ (mΩ max) at V_{GS} =						VGS(th) (max V)	Ciss (pF)	Coss (pF)	Crss (pF)	Qg (nC)	Qgd (nC)	Qrr (ns)	Qrr (nC)
											25°C	70°C	25°C	70°C	10V	4.5V	2.5V	1.8V	1.5V	1.2V								
TO-220F																												
AOTF20N40		TO-220F	Single	High Voltage	N	No	No		400	30	20	13*	50		250						4.3	1898	212	15	37*	12	285	3900
AOTF12N30		TO-220F	Single	High Voltage	N	No	No		300	30	11.5	7.3*	36		420						4.5	632	90	7	12.8*	4.3	170	1300
AOTF2210L		TO-220F	Single	General Purpose	N	No	No		200	20	13	9*	36.5	18*	90	106*					2.5	2065	74	3.8	12	3	60	800
AOTF450L		TO-220F	Single	General Purpose	N	No	No		200	30	5.8	4.1*	27		700						4.5	194	40	3.3	3.6	0.6	121	510
AOTF256L		TO-220F	Single	General Purpose	N	No	No		150	20	12	8.5*	33	16*	85	100					2.8	1165	61.5	2.5	7	1.2	37	265
AOTF454L		TO-220F	Single	General Purpose	N	No	No		150	20	13	8*	41	16*	94	100*					4.6	820	70	22	15	4.4	32.5	230
AOTF290L	***NEW***	**TO-220F**	**Single**	**General Purpose**	**N**	**No**	**No**		**100**	**20**	**72**	**58***	**48**	**24***	**4.2**						**4.1**	**7180**	**2780**	**42**	**90***	**21**	**65**	**460**
AOTF296L		TO-220F	Single	General Purpose	N	No	No		100	20	41	29*	36.5	18*	10	12.5*					3.4	2785	238	12	37*	5	35	210
AOTF298L		TO-220F	Single	General Purpose	N	No	No		100	20	33	26*	33	16*	14.5						4.1	1250	727	25	19*	6	39	140
AOTF2910L		TO-220F	Single	General Purpose	N	No	No		100	20	22	15.5*	27	13.5*	24	33					2.7	1190	95	7	7	2.5	30	145
AOTF2916L		TO-220F	Single	General Purpose	N	No	No		100	20	17	12*	23.5	11.5*	34	43					2.7	870	68	3.5	5.5	2	20	88
AOTF2918L		TO-220F	Single	General Purpose	N	No	No		100	20	58	45*	41	20*	7						3.9	2580	1530	37	38*	12	46	230
AOTF4126		TO-220F	Single	General Purpose	N	No	No		100	25	27	19*	42	21*	24	30*					4	1770	165	55	28*	10	20	82
AOTF286L	***NEW***	**TO-220F**	**Single**	**General Purpose**	**N**	**No**	**No**		**80**	**20**	**56**	**39***	**37.5**	**18.5***	**6**	**8***					**3.3**	**3142**	**435**	**43**	**44.5***	**8**	**29**	**161**
AOTF288L		TO-220F	Single	General Purpose	N	No	No		80	20	43	30*	35.5	17.5*	9.2	12.5*					3.4	1871	265	14	26.5	4	32	162
AOTF472		TO-220F	Single	General Purpose	N	No	No		75	20	53	37.5*	57.5	29*	8.9						3.9	3753	679	54	96*	13	52	521
AOTF474		TO-220F	Single	General Purpose	N	No	No		75	20	47	33*	57.5	29*	11.3						4	2805	507	36	49.6	14	50	472
AOTF260L		TO-220F	Single	General Purpose	N	No	No		60	20	92	66.5*	46.5	23.5*	2.6	3*					3.2	11800	1360	40	150*	15	32	200
AOTF262L		TO-220F	Single	General Purpose	N	No	No		60	20	85	60*	50	25*	3.6	4.1*					3.2	8140	1040	32	95*	5	30	185
AOTF266L		TO-220F	Single	General Purpose	N	No	No		60	20	78	55*	45.5	22.5*	3.5	4*					3.2	5650	720	20	65*	7	27	145
AOTF2606L		TO-220F	Single	General Purpose	N	No	No		60	20	54	38*	36.5	18*	6.5						3.5	4050	345	16.8	22	5	26	125
AOTF2610L		TO-220F	Single	General Purpose	N	No	No		60	20	35	25*	31	15.5*	10.7	13.5					2.5	2007	177	12.5	8.5	2.2	19	69.5
AOTF2618L		TO-220F	Single	General Purpose	N	No	No		60	20	22	16*	23.5	11.5*	19	25					2.5	950	108	7	6	1.6	20	70
AOTF240L		TO-220F	Single	General Purpose	N	No	No		40	20	85	60*	41	20*	2.9	3.7					2.2	3510	1070	68	22	7	21	58
AOTF2142L	***NEW***	**TO-220F**	**Single**	**General Purpose**	**N**	**No**	**No**		**40**	**20**	**112**	**78***	**41**	**20***	**1.9**	**2.5**					**2.3**	**8320**	**1438**	**85**	**45**	**7**	**26**	**83**
AOTF4185		TO-220F	Single	General Purpose	P	No	No		-40	20	-34	-27*	33	16*	16	20					-2.5	2550	280	190	18.6	8.6	25	75
AOTF409		TO-220F	Single	General Purpose	P	No	No		-60	20	-24	-17*	43	21*	40	54					-2.4	2461	178	120	19.7	8.9	26.68	167.12
TO-247																												
AOK40N30		TO-247	Single	General Purpose	N	No	No		300	30	40	25*	357		85						4.1	2718	405	31	60*	21	275	8200
AOK60N30		TO-247	Single	General Purpose	N	No	No		300	30	60	40*	658		56						4.1	4438	593	38	88*	28	320	14500
TO-251A																												
AOI5N40		TO-251A	Single	High Voltage	N	No	No		400	30	4.2	2.8*	78		1600						4.5	331	42	3	6.9*	2.3*	160	930
AOI468		TO-251A	Single	General Purpose	N	No	No		300	30	11.5	8.3*	150		420						4.5	632	90	7	12.8*	4.3*	170	1300
AOI8N25		TO-251A	Single	General Purpose	N	No	No		250	30	8	5*	78		560						4.3	306	51	3.2	6*	1.5*	77	290
AOI2210		TO-251A	Single	General Purpose	N	No	No		200	20	18	13*	100	50*	105	120*					2.5	2065	74	3.8	12	3	60	800
AOI478		TO-251A	Single	General Purpose	N	No	No		100	20	11	8*	45	23*	140	152					2.8	445	29	16	5.1	2.4	21	97
AOI482		TO-251A	Single	General Purpose	N	No	No		100	20	32	22*	100	50*	37	42					2.7	1630	100	50	18	9	32	200
AOI4126		TO-251A	Single	General Purpose	N	No	No		100	25	43	30*	100	50*	24	30*					4	1770	165	55	28*	10	20	82
AOI4286		TO-251A	Single	General Purpose	N	No	No		100	20	14	10*	30	15*	68	92					2.9	390	30	3	2.8	1.2	15	53
AOI442		TO-251A	Single	General Purpose	N	No	No		60	20	37	26*	60	30*	20	25					2.7	1920	155	116	24.2	14.4	34	46
AOI444		TO-251A	Single	General Purpose	N	No	No		60	20	12	9*	20	10*	60	85					3	450	61	27	3.8	1.9	27	30
AOI2606		TO-251A	Single	General Purpose	N	No	No		60	20	46	36*	150	75*	6.8						3.5	4050	345	16.8	22	5	26	125
AOI2610		TO-251A	Single	General Purpose	N	No	No		60	20	46	36*	71.5	35.3*	10.7	13.5					2.5	2007	177	12.5	8.5	2.2	19	69.5
AOI2614		TO-251A	Single	General Purpose	N	No	No		60	20	35	30*	60	30*	16	20					2.5	1340	123	10	9	2.6	17	60

1. Not recommended for new designs. Please contact your local sales office for a replacement part, if any.
2. On-resistance Static Source-Source, otherwise Static Drain-Source.

* For bottom exposed packages, the I_D and P_D are calculated at 100°C, otherwise at 70°C.
* $R_{DS(ON)}$ measured at V_{GS} other than 10V, 4.5V, 1.8V, 1.5V, or 1.2V.
* Qg measured with V_{GS} = 10V. In all other cases V_{GS} = 4.5V.

Medium Voltage MOSFETs *(Continued)*

Part Number		Package	Configuration	Popular Application	Type	ESD Diode	Schottky Diode	Schottky Type	V_{DS} (V)	V_{GS} (±V)	I_D (A)		P_D (W)		$R_{DS(ON)}$ (mΩ max) at V_{GS} =						VGS(th) (max V)	Ciss (pF)	Coss (pF)	Crss (pF)	Qg (nC)	Qgd (nC)	Qrr (ns)	Qrr (nC)
											25°C	70°C	25°C	70°C	10V	4.5V	2.5V	1.8V	1.5V	1.2V								
AOI4130		TO-251A	Single	General Purpose	N	No	No		60	20	30	20*	52	25*	24	30					2.8	1582	100	67	13.4	7.2	22	76
AOI4184		TO-251A	Single	Load Switch	N	No	No		40	20	50	40*	50	25*	8	11					3	1500	215	135	27.2	6.4	29	26
AOI4185		TO-251A	Single	General Purpose	N	No	No		-40	20	-40	-31*	62.5	31*	15*	20*					-3	2550	280	190	18.6	8.6	38	47
AOI409		TO-251A	Single	General Purpose	N	No	No		-60	20	-26	-18*	60	30*	40*	55*					-2.4	2977	241	153	22.2	10	40	59
TO-252																												
AOD3N40		TO-252	Single	High Voltage	N	No	No		400	30	2.6	1.6*	50		3100						4.5	186	26	2.1	4.2*	1	140	640
AOD3T40P		TO-252	Single	High Voltage	N	No	No		400	30	2	1.3*	35		3300						5	139	9	1.3	3*	0.6	135	700
AOD5N40		TO-252	Single	High Voltage	N	No	No		400	30	4.2	2.8*	78		1600						4.5	331	42	3	6.9*	2.3	160	930
AOD5T40P		TO-252	Single	High Voltage	N	No	No		400	30	3.9	2.5*	52		1450						5	273	16	1.5	5*	1.4	172	1100
AOD9N40		TO-252	Single	General Purpose	N	No	No		400	30	8	5*	125		800						4.5	962	73	8	19.5*	7.1	195	1900
AOD9T40P		TO-252	Single	General Purpose	N	No	No		400	30	6.6	4.2*	83		800						5	530	30	2.8	9*	1.8	233	2100
AOD468		TO-252	Single	General Purpose	N	No	No		300	30	11.5	8.3*	150		420						4.5	632	90	7	12.8*	4.3	170	1300
AOD458		TO-252	Single	General Purpose	N	No	No		250	30	14	10*	150		280						4.5	637	104	7.1	12	4.6	150	1240
AOD8N25		TO-252	Single	High Voltage	N	No	No		250	30	8	5*	78		560						4.3	306	51	3.2	6*	1.5	77	290
AOD450		TO-252	Single	Inverter	N	No	No		200	30	3.8	2.7*	25	12.5*	700						6	215	32	7.2	3.82*	1.47	59	142
AOD2210		TO-252	Single	General Purpose	N	No	No		200	20	18	13*	100	50*	105	120*					2.5	2065	74	3.8	12	3	60	800
AOD4504		TO-252	Single	General Purpose	N	No	No		200	20	6	4.5*	42.5	21*	400						3.7	328	20.5	8	44	30	35	150
AOD254		TO-252	Single	General Purpose	N	No	No		150	20	28	22*	100	57.5*	46	53					2.7	2150	110	4	12	3	51	434
AOD256		TO-252	Single	General Purpose	N	No	No		150	20	19	13.5*	83	41.5*	85	100					2.8	1165	61.5	2.5	7	1.2	37	265
AOD2544		TO-252	Single	General Purpose	N	No	No		150	20	23	16*	75	37.5*	54	66					2.7	675	78	4	5.5	2.5	37	210
AOD4454		TO-252	Single	General Purpose	N	No	No		150	20	20	14*	100	50*	94	110*					4.6	820	70	22	15*	4.4	32.5	230
AOD464		TO-252	Single	General Purpose	N	No	No		105	25	40	28*	100	50*	28	31*					4	2038	204	85	38.5*	10	59.6	161
AOD478		TO-252	Single	General Purpose	N	No	No		100	20	11	8*	45	23*	140	152					2.8	445	29	16	5.1	2.4	21	97
AOD482		TO-252	Single	General Purpose	N	No	No		100	20	32	22*	100	50*	37	42					2.7	1630	100	50	18	9	32	200
AOD2904		TO-252	Single	General Purpose	N	No	No		100	20	70	53*	125	62.5*	10	12.5*					3.4	2785	238	12	37*	5	35	210
AOD2908		TO-252	Single	General Purpose	N	No	No		100	20	52	36*	75	37*	13.5						4.1	1250	727	25	19*	6	39	140
AOD2910		TO-252	Single	General Purpose	N	No	No		100	20	31	21.5*	53.5	26.5*	24	33					2.7	1190	95	7	7	2.5	30	145
AOD2910E	***NEW***	**TO-252**	**Single**	**General Purpose**	**N**	**Yes**	**No**		**100**	**20**	**37**	**26***	**71.5**	**35.5***	**23**	**33**					**2.7**	**1200**	**93**	**6.3**	**8**	**2.5**	**25**	**120**
AOD2916		TO-252	Single	General Purpose	N	No	No		100	20	25	18*	50	25*	34	43.5					2.7	870	68	3.5	5.5	2	20	88
AOD2922		TO-252	Single	General Purpose	N	No	No		100	20	7	5*	17	8.5*	140	176					2.7	250	19	2.5	1.8	0.8	19	52
AOD4124		TO-252	Single	SMPS	N	No	No		100	25	54	38*	150	75*	21	25*					4	2006	164	58	31*	11	23	91
AOD4126		TO-252	Single	General Purpose	N	No	No		100	25	43	30*	100	50*	24	30*					4	1770	165	55	28*	10	20	82
AOD4286		TO-252	Single	General Purpose	N	No	No		100	20	14	10*	30	15*	68	92					2.9	390	30	3	2.8	1.2	15	53
AOD2810		TO-252	Single	General Purpose	N	No	No		80	20	46	36*	100	50*	8.5	12*					3.4	1871	265	14	26.5*	4	32	162
AOD2816		TO-252	Single	General Purpose	N	No	No		80	20	35	27*	53.5	26.5*	15	29*					3.5	1109	154	9	5	3.2	30	122
AOD4180		TO-252	Single	General Purpose	N	No	No		80	25	54	42*	150	75*	14	18*					4	2003	228	77	31.2*	11.4	17	59
AOD4182		TO-252	Single	General Purpose	N	No	No		80	25	53	38*	100	50*	15.5	20*					4.2	1670	215	72	28*	8	21	65
AOD446		TO-252	Single	General Purpose	N	No	No		75	25	10	10*	20	10*	140	165					3	293	51	20	5.2*	1.34	25	27
AOD474		TO-252	Single	General Purpose	N	No	No		75	20	10	7*	28.5	14.5*	130	155					2.4	280	30	13	3	1.5	14	52
AOD474A		TO-252	Single	General Purpose	N	No	No		75	16	10	7*	28.5	14.5*	130	155					1.6	280	30	13	3	1.5	14	52
AOD474B		TO-252	Single	General Purpose	N	No	No		75	20	10	7*	28.5	14.5*	132	155					2.3	282	30	12	3.2	1.7	15	60
AOD442		TO-252	Single	General Purpose	N	No	No		60	20	38	26*	60	30*	20	25					3	1920	155	116	24.2	14.4	34	46
AOD444		TO-252	Single	General Purpose	N	No	No		60	20	12	9*	20	10*	60	85					3	450	61	27	3.8	1.9	27	30
AOD2606		TO-252	Single	General Purpose	N	No	No		60	20	46	36*	150	75*	6.8						3.5	4050	345	16.8	22	5	26	125
AOD2610		TO-252	Single	General Purpose	N	No	No		60	20	46	36*	71.5	35.5*	10.7	13.5					2.5	2007	177	12.5	8.5	2.2	19	69.5

1. Not recommended for new designs. Please contact your local sales office for a replacement part, if any.
2. On-resistance Static Source-Source, otherwise Static Drain-Source.

* For bottom exposed packages, the I_D and P_D are calculated at 100°C, otherwise at 70°C.
* $R_{DS(ON)}$ measured at V_{GS} other than 10V, 4.5V, 1.8V, 1.5V, or 1.2V.
* Qg measured with V_{GS} = 10V. In all other cases V_{GS} = 4.5V.

Medium Voltage MOSFETs *(Continued)*

Part Number	Package	Configuration	Popular Application	Type	ESD Diode	Schottky Diode	Schottky Type	V_{DS} (V)	V_{GS} (±V)	I_D (A)		P_D (W)		$R_{DS(ON)}$ (mΩ max) at V_{GS} =						VGS(th) (max V)	Ciss (pF)	Coss (pF)	Crss (pF)	Qg (nC)	Qgd (nC)	Qrr (ns)	Qrr (nC)
										25°C	70°C	25°C	70°C	10V	4.5V	2.5V	1.8V	1.5V	1.2V								
AOD4130	TO-252	Single	General Purpose	N	No	No		60	20	30	20*	52	25*	24	30					2.8	1582	100	67	13.4	7.2	22	76
AOD240	TO-252	Single	SMPS	N	No	No		40	20	70	55*	150	75*	3	3.9					2.2	3510	1070	68	22	7	21	58
AOD242	TO-252	Single	General Purpose	N	No	No		40	20	54	42*	53.5	26.5*	5.8	8.2					2.3	1350	405	26	8	2.3	15.5	31
AOD454A	TO-252	Single	General Purpose	N	No	No		40	20	20	15*	37	18*	30	40					3	516	82	43	8.3	1.6	18	10
AOD486A	TO-252	Single	Inverter	N	Yes	No		40	20	50	36*	50	25*	9.8	13					3	1600	320	100	10.5	4.8	31	33
AOD4184A	TO-252	Single	Inverter	N	No	No		40	20	50	40*	50	25*	7	9.5					2.6	1500	215	135	14	6	29	26
AOD4186	TO-252	Single	Inverter	N	No	No		40	20	35	27*	50	25*	15	19					2.7	980	130	80	9	4.5	12	31
AOD413A	TO-252	Single	General Purpose	P	No	No		-40	20	-12	-12*	50	25*	44	66					-3	900	97	68	7.2	3.5	21.2	13.8
AOD4185	TO-252	Single	General Purpose	P	No	No		-40	20	-40	-31*	62.5	31*	15	20					-3	2550	280	190	18.6	8.5	38	47
AOD4189	TO-252	Single	Inverter	P	No	No		-40	20	-40	-28*	62.5	31*	22	29					-3	1870	185	155	7.9	6.2	32	30
AOD407	TO-252	Single	General Purpose	P	No	No		-60	20	-12	-10*	50	25*	115	150					-3	987	114	46	7.4	3.5	27.5	30
AOD409	TO-252	Single	General Purpose	P	No	No		-60	20	-26	-18*	60	30*	40	55					-2.4	2977	241	153	22.2	10	40	59
AOD603A	TO-252	Complementary	Inverter	N	No	No		60	20	12	9.5*	27	13.5*	60	85					3	450	61	27	3.8	1.9	27	30
AOD603A	TO-252	Complementary	Inverter	P	No	No		-60	20	-12	-9.5*	42.5	21.5*	115	150					-3	960	86	38	7.4	3.5	27.5	30
AOD609	TO-252	Complementary	Inverter	N	No	No		40	20	12	12*	27	14*	30	40					3	516	82	43	8.3	1.6	18	10
AOD609	TO-252	Complementary	Inverter	P	No	No		-40	20	-12	-12*	30	15*	45	66					-3	900	97	68	7.2	3.5	21	14
TO-262																											
AOW2500	TO-262	Single	General Purpose	N	No	No		150	20	152	107*	375	187.5*	6.2	7.3*					3.5	6460	586	22	97*	17	90	1090
AOW2502	TO-262	Single	General Purpose	N	No	No		150	20	106	67*	277	111*	10.7						5.1	3010	345	14	43*	10	75	880
AOW290	TO-262	Single	General Purpose	N	No	No		100	20	140	140*	500	250*	3.2						4.1	7180	2780	42	90*	21	65	460
AOW292	TO-262	Single	General Purpose	N	No	No		100	20	105	105*	300	150*	4.1	4.9*					3.4	6775	557	32	90*	13.5	50	380
AOW298	TO-262	Single	General Purpose	N	No	No		100	20	58	41*	100	50*	14.5						4.1	1250	727	25	19*	6	39	140
AOW410	TO-262	Single	General Purpose	N	No	No		100	25	150	108*	333	167*	6.5	7.5*					4	6622	594	215	107*	40	27	177
AOW418	TO-262	Single	General Purpose	N	No	No		100	25	105	82*	333	167*	10	12*					3.9	4334	382	131	69*	22	27	129
AOW2918	TO-262	Single	General Purpose	N	No	No		100	20	90	70*	267	133*	7						3.9	2580	1530	37	38*	12	46	230
AOW284	TO-262	Single	General Purpose	N	No	No		80	20	105	82*	250	125*	4.3	5.5*					3.3	5154	673	48	71*	11.5	38	230
AOW480	TO-262	Single	General Purpose	N	No	No		80	25	180	134*	333	167*	4.5	5.5*					4	6520	810	310	116*	38	28	132
AOW482	TO-262	Single	General Purpose	N	No	No		80	25	105	82*	333	167*	7.2	9*					3.7	4054	458	160	66.8*	20.2	26	108
TO-262F																											
AOWF412	TO-262F	Single	General Purpose	N	No	No		100	25	30	20*	33	16*	15.8	19.4*					3.8	2680	260	100	45	15	22	96
AOWF2606	TO-262F	Single	General Purpose	N	No	No		60	30	51	36.5*	33.3	16.7*	6.5						3.5	4050	345	16.8	22	5	26	125
AOWF240L	TO-262F	Single	General Purpose	N	No	No		40	20	83	59*	33.3	16.7*	2.6	3.5					2.2	3510	1070	68	22	7	21	58
TO-263																											
AOB254L	TO-263	Single	General Purpose	N	No	No		150	20	32	22.5*	125	62.5*	46	53					2.7	2150	110	4	12	3	51	434
AOB256L	TO-263	Single	General Purpose	N	No	No		150	20	19	13.5*	83	41.5*	85	100					2.8	1165	61.5	2.5	7	1.2	37	265
AOB2500L	TO-263	Single	General Purpose	N	No	No		150	20	152	107*	375	187.5*	6.2	7.3*					3.5	6460	586	22	97*	17	90	1090
AOB2502L	TO-263	Single	General Purpose	N	No	No		150	20	106	67*	277	111*	10.7						5.1	3010	347	14	43*	10	75	880
AOB290L	TO-263	Single	General Purpose	N	No	No		100	20	140	110*	500	250*	3.2						4.1	7180	2780	42	90*	21	65	460
AOB292L	TO-263	Single	General Purpose	N	No	No		100	20	105	82*	300	150*	4.1						3.4	6775	557	32	90*	13.5	50	380
AOB296L	TO-263	Single	General Purpose	N	No	No		100	20	70	50*	107	54*	9.7						3.4	2785	238	12	16.5	5	35	210
AOB298L	TO-263	Single	General Purpose	N	No	No		100	20	58	41*	100	50*	14.5						4.1	1250	727	25	19*	6	39	140
AOB410L	TO-263	Single	General Purpose	N	No	No		100	25	150	108*	333	167*	6.2						4	6622	594	215	107*	40	27	177
AOB412L	TO-263	Single	General Purpose	N	No	No		100	25	60	44*	150	75*	15.5						3.8	2680	260	100	45*	15	22	96
AOB414	TO-263	Single	General Purpose	N	No	No		100	25	51	36*	150	75*	25						4	1770	165	55	28*	10	20	82
AOB416	TO-263	Single	General Purpose	N	No	No		100	25	45	32*	150	75*	36	43*					4	1180	110	36	20*	6.3	19	70

1. Not recommended for new designs. Please contact your local sales office for a replacement part, if any.
2. On-resistance Static Source-Source, otherwise Static Drain-Source.

* For bottom exposed packages, the I_D and P_D are calculated at 100°C, otherwise at 70°C.
* $R_{DS(ON)}$ measured at V_{GS} other than 10V, 4.5V, 1.8V, 1.5V, or 1.2V.
* Qg measured with V_{GS} = 10V. In all other cases V_{GS} = 4.5V.

Medium Voltage MOSFETs *(Continued)*

Part Number	Package	Configuration	Popular Application	Type	ESD Diode	Schottky Diode	Schottky Type	V_{DS} (V)	V_{GS} (±V)	I_D (A)		P_D (W)		$R_{DS(ON)}$ (mΩ max) at V_{GS} =						VGS(th) (max V)	Ciss (pF)	Coss (pF)	Crss (pF)	Qg (nC)	Qgd (nC)	Qrr (ns)	Qrr (nC)
										25°C	70°C	25°C	70°C	10V	4.5V	2.5V	1.8V	1.5V	1.2V								
AOB418L	TO-263	Single	General Purpose	N	No	No		100	25	105	82*	333	167*	9.7	11.7*					3.9	4334	382	131	69*	22	27	129
AOB1100L	TO-263	Single	High Voltage	N	No	No		100	20	130	92*	500	250*	11.7						3.8	4833	721	35	82*	19	64	880
AOB2910L	TO-263	Single	General Purpose	N	No	No		100	20	30	21*	50	25*	23.5	32.5					2.7	1190	95	7	7	2.5	30	145
AOB2918L	TO-263	Single	General Purpose	N	No	No		100	20	90	70*	267	133*	7						3.9	2580	1530	37	38*	12	46	230
AOB280L	TO-263	Single	General Purpose	N	No	No		80	20	140	110*	333	166.5*	2.2	3.1*					3.4	11135	1315	80	160*	28	44	348
AOB282L	TO-263	Single	General Purpose	N	No	No		80	20	105	82*	272.5	136*	3.2	4.9*					3.5	7765	960	66	58	21	40	320
AOB284L	TO-263	Single	General Purpose	N	No	No		80	20	105	82*	250	125*	4.3	5.5*					3.3	5154	673	48	33.5	11.5	38	230
AOB286L	TO-263	Single	General Purpose	N	No	No		80	20	70	55*	167	83*	5.7	7.6*					3.3	3142	435	43	44.5*	8	29	161
AOB288L	TO-263	Single	General Purpose	N	No	No		80	20	46	36*	93.5	46.5*	8.9	12.2*					3.4	1871	265	14	26.5	4	32	162
AOB480L	TO-263	Single	SMPS	N	No	No		80	25	180	134*	333	167*	4.2	5.2*					4	6520	810	310	116*	38	28	132
AOB482L	TO-263	Single	General Purpose	N	No	No		80	25	105	82*	333	167*	6.9	8.7*					3.7	4054	458	160	66.8*	20.2	26	108
AOB270AL	TO-263	Single	General Purpose	N	No	No		75	20	140	110*	500	250*	2.4	3*					3.3	10830	1520	97	147*	30	53	438
AOB470L	TO-263	Single	General Purpose	N	No	No		75	25	100	78*	268	134*	10.2						4	4700	400	180	114*	18	53	143
AOB260L	TO-263	Single	General Purpose	N	No	No		60	20	140	110*	330	165*	2.2	2.5*					3.2	11800	1360	40	150*	15	32	200
AOB262L	TO-263	Single	General Purpose	N	No	No		60	20	140	110*	333	167*	2.8	3*					3.2	8140	1040	32	95*	5	30	185
AOB264L	TO-263	Single	General Purpose	N	No	No		60	20	140	110*	333	167*	3	3.3*					3.2	6960	800	30	78*	5	26	155
AOB266L	TO-263	Single	General Purpose	N	No	No		60	20	140	110*	268	134*	3.2	3.8*					3.2	5650	720	20	65*	7	27	145
AOB462L	TO-263	Single	General Purpose	N	No	No		60	20	35	27*	100	50*	18						4	1840	185	80	27.8	6.6	35	47
AOB1608L	TO-263	Single	Rugged Planar	N	No	No		60	20	140	100*	333	166*	7.3						3.7	3069	721	56	69	21	40	355
AOB2606L	TO-263	Single	General Purpose	N	No	No		60	30	72	56*	115	57.5*	6.2						3.5	4050	345	16.8	22	5	26	125
AOB2608L	TO-263	Single	Rugged Planar	N	No	No		60	20	72	54*	100	50*	7.6						3.6	2995	270	10.5	38.5*	3.5	24	115
AOB2618L	TO-263	Single	General Purpose	N	No	No		60	20	23	18*	41.5	20.5*	19	25					2.5	950	108	7	6	1.6	20	70
AOB240L	TO-263	Single	General Purpose	N	No	No		40	20	105	82*	176	88*	2.6	3.5					2.2	3510	1070	68	22	7	21	58
AOB442	TO-263	Single	SMPS	N	No	No		40	20	105	82*	150	75*	4.2	5.3					2.3	4666	744	269	36	17	16	38
AOB1404L	TO-263	Single	Rugged Planar	N	No	No		40	20	220	157*	417	208*	3.9						3.7	3568	1388	151	71	23	45	287
AOB4184	TO-263	Single	Load Switch	N	No	No		40	20	50	24*	50	25*	10	13					3	1500	215	135	13.6	6.4	19	59
AOB409L	TO-263	Single	General Purpose	P	No	No		-60	20	-31.5	-22*	83.3	41.6*	38	50					-2.4	2461	178	120	19.7	8.9	25.7	167
AOB411L	TO-263	Single	General Purpose	P	No	No		-60	20	-78	-55*	187	93*	16.5	22					-2.5	5330	483	234	40	18	27	165

1. Not recommended for new designs. Please contact your local sales office for a replacement part, if any.
2. On-resistance Static Source-Source, otherwise Static Drain-Source.

* For bottom exposed packages, the I_D and P_D are calculated at 100°C, otherwise at 70°C.
* $R_{DS(ON)}$ measured at V_{GS} other than 10V, 4.5V, 1.8V, 1.5V, or 1.2V.
* Qg measured with V_{GS} = 10V. In all other cases V_{GS} = 4.5V.

High Voltage MOSFETs

Part Number	Package	Configuration	Popular Application	Type	ESD Diode	Schottky Diode	Schottky Type	V_{DS} (V)	V_{GS} (±V)	I_D (A)		P_D (W)		$R_{DS(ON)}$ (mΩ max) at V_{GS} =						VGS(th) (max V)	Ciss (pF)	Coss (pF)	Crss (pF)	Qg (nC)	Qgd (nC)	Trr (ns)	Qrr (nC)
										25°C	70°C	25°C	70°C	10V	4.5V	2.5V	1.8V	1.5V	1.2V								
SOT-23																											
AO3160	SOT-23A	Single	High Voltage	N	No	No		600	20	0.04	0.03	1.39	0.89	500000	600000					3.2	10	1.8	0.7	1*	0.52*	105	9.5
AO3162	SOT-23-3	Single	High Voltage	N	No	No		600	30	0.034	0.028	1.39	0.89	500000						4.1	4.2	0.45	0.05	0.1*	0.05*	105	9.5
DFN 8x8																											
AOV11S60	DFN 8x8	Single	High Voltage	N	No	No		600	30	8	7*	156		500						4.1	545	37.3	1.42	11*	3.8	250	3300
AOV15S60	DFN 8x8	Single	High Voltage	N	No	No		600	30	12	9.4*	208		360						3.8	717	58	1.3	15.6*	6	282	4500
AOV20S60	DFN 8x8	Single	High Voltage	N	No	No		600	30	18	13*	278		250						4.1	1038	68	2.1	20*	7.6	350	5700
TO-220																											
AOT502	TO-220	Single	General Purpose	N	No	No		Clamped	Clamped	60	41*	79	39*	11.5						2.7	1205	266	109	23.4*	7	17.5	67
AOT3N100	TO-220	Single	High Voltage	N	No	No		1000	30	2.8	1.8*	132		6000						4.5	690	44	5	15	4.7	400	3700
AOT5N100	TO-220	Single	High Voltage	N	No	No		1000	30	4	2.5*	195		4200						4.5	950	62	6	19*	6.5	450	5500
AOT8N80	TO-220	Single	High Voltage	N	No	No		800	30	7.4	4.6*	245		1630						4.5	1375	101	11	26	9.1	484	6000
AOT7N70	TO-220	Single	High Voltage	N	No	No		700	30	7	4.2*	198		1800						4.5	978	80	7	20.5*	7.9	270	5900
AOT9N70	TO-220	Single	High Voltage	N	No	No		700	30	9	5.8*	236		1200						4.5	1357	113	7.4	28.5*	11.6	375	7500
AOT11N70	TO-220	Single	High Voltage	N	No	No		700	30	11	7.2*	271		870						4.5	1793	146	10.5	37.5*	15	400	9000
AOT7N65	TO-220	Single	High Voltage	N	No	No		650	30	7	4.4*	192		1560						4.5	887	77	7	19*	8.3	280	4200
AOT7S65	TO-220	Single	High Voltage	N	No	No		650	30	7	5*	104		650						4	434	30	1	9.2*	2.7	224	2800
AOT8N65	TO-220	Single	High Voltage	N	No	No		650	30	8	5.2*	208		1150						4.5	1165	101	9	23.5*	9.5	295	5000
AOT10N65	TO-220	Single	High Voltage	N	No	No		650	30	10	6.2*	250		1000						4.5	1369	118	10	27.7*	11.3	320	6000
AOT11S65	TO-220	Single	High Voltage	N	No	No		650	30	11	8*	198		399						4	646	42	1.1	13.2*	4.3	278	4200
AOT12N65	TO-220	Single	High Voltage	N	No	No		650	30	12	7.7*	278		720						4.5	1792	152	11.5	39.8*	16.8	375	7500
AOT15S65	TO-220	Single	High Voltage	N	No	No		650	30	15	10*	208		290						4	841	58	1.1	17.2*	5.6	320	5500
AOT25S65	TO-220	Single	High Voltage	N	No	No		650	30	25	16*	357		190						4	1278	87	1.4	26.4*	9.5	408	8270
AOT1N60	TO-220	Single	High Voltage	N	No	No		600	30	1.3	0.9*	41.7		9000						4.5	130	14.5	1.8	6.1	3.1	114	630
AOT4N60	TO-220	Single	High Voltage	N	No	No		600	30	4	2.7*	104		2200						4.5	511	51	4.4	15	7.6	212	1600
AOT4S60	TO-220	Single	High Voltage	N	No	No		600	30	4	3.7*	83		900						4.1	263	21	0.75	6*	1.8	177	1500
AOT7N60	TO-220	Single	High Voltage	N	No	No		600	30	7	4.8*	192		1200						4.5	861	84	6.6	23	11.2	255	2600
AOT7S60	TO-220	Single	High Voltage	N	No	No		600	30	7	5*	104		600						3.9	372	28	1.2	8.2*	2.8	198	2400
AOT10N60	TO-220	Single	High Voltage	N	No	No		600	30	10	7.2*	250		750						4.5	1320	130	9.3	31.1	14.4	290	3900
AOT11N60	TO-220	Single	High Voltage	N	No	No		600	30	11	8*	272		650						4.5	1656	146	11.2	30.6*	9.6	500	5900
AOT11S60	TO-220	Single	High Voltage	N	No	No		600	30	11	8*	178		399						4.1	545	37.3	1.42	11*	3.8	250	3300
AOT12N60	TO-220	Single	High Voltage	N	No	No		600	30	12	9.7*	278		550						4.5	1751	164	13	40*	17.9	311	5200
AOT12N60FD	TO-220	Single	High Voltage	N	No	No		600	30	12	8*	278		650						4	1659	166	15.8	41*	19	135	500
AOT15S60	TO-220	Single	High Voltage	N	No	No		600	30	15	10*	208		290						3.8	717	58	1.3	15.6*	6	282	4500
AOT20N60	TO-220	Single	High Voltage	N	No	No		600	30	20	12*	417		370						4.5	3061	273	22.8	61*	24	480	10500
AOT20S60	TO-220	Single	High Voltage	N	No	No		600	30	20	14*	266		199						4.1	1038	68	2.1	19.8*	7.6	350	5700
AOT27S60	TO-220	Single	High Voltage	N	No	No		600	30	27	17*	357		160						4	1294	80	2.3	26*	8.8	440	7500
AOT42S60	TO-220	Single	High Voltage	N	No	No		600	30	37	23*	417		109						3.8	2154	135	2.7	40*	11.9	473	10500
AOT3N50	TO-220	Single	High Voltage	N	No	No		500	30	3	1.9*	74		3000						4.5	276	31.4	2.6	6.7*	2.7	134	890
AOT5N50	TO-220	Single	High Voltage	N	No	No		500	30	5	3.3*	104		1500						4.5	517	57	4.9	15.5*	7.2	166	1370
AOT8N50	TO-220	Single	High Voltage	N	No	No		500	30	8	6*	192		850						4.5	868	93	7.8	23.6*	10.6	206	2100
AOT9N50	TO-220	Single	High Voltage	N	No	No		500	30	9	6*	192		850						4.5	868	93	7.8	23.6*	10.6	248	3500
AOT12N50	TO-220	Single	High Voltage	N	No	No		500	30	12	8.4*	250		520						4.5	1361	167	12.6	29.1	20.1	231	2820
AOT13N50	TO-220	Single	High Voltage	N	No	No		500	30	13	8.5*	250		510						4.5	1361	167	12.6	30.7*	13	302	4700
AOT14N50	TO-220	Single	High Voltage	N	No	No		500	30	14	11*	278		380						4.5	1914	191	16	42.8*	20.3	289	4930

1. Not recommended for new designs. Please contact your local sales office for a replacement part, if any.
2. On-resistance Static Source-Source, otherwise Static Drain-Source.

* For bottom exposed packages, the I_D and P_D are calculated at 100°C, otherwise at 70°C.
* $R_{DS(ON)}$ measured at V_{GS} other than 10V, 4.5V, 1.8V, 1.5V, or 1.2V.
* Qg measured with V_{GS} = 10V. In all other cases V_{GS} = 4.5V.

High Voltage MOSFETs *(Continued)*

Part Number	Package	Configuration	Popular Application	Type	ESD Diode	Schottky Diode	Schottky Type	V_{DS} (V)	V_{GS} (±V)	I_D (A)		P_D (W)		$R_{DS(ON)}$ (mΩ max) at V_{GS} =						VGS(th) (max V)	Ciss (pF)	Coss (pF)	Crss (pF)	Qg (nC)	Qgd (nC)	Trr (ns)	Qrr (nC)
										25°C	70°C	25°C	70°C	10V	4.5V	2.5V	1.8V	1.5V	1.2V								
AOT16N50	TO-220	Single	High Voltage	N	No	No		500	30	16	11*	278		370						4.5	1914	191	16	42.8*	20.3	334	6000
AOT22N50	TO-220	Single	High Voltage	N	No	No		500	30	22	15*	417		260						4.5	3086	290	24	69*	24	524	9600
AOT29S50	TO-220	Single	High Voltage	N	No	No		500	30	29	18*	357		150						3.9	1312	88	2.5	26.6*	9.2	387	7300
TO-220F																											
AOTF3N100	TO-220F	Single	High Voltage	N	No	No		1000	30	2.8	1.8*	38		6000						4.5	690	44	5	15	4.7	400	3700
AOTF5N100	TO-220F	Single	High Voltage	N	No	No		1000	30	4	2.5*	42		4200						4.5	950	62	6	19*	6.5	450	5500
AOTF3N90	TO-220F	Single	High Voltage	N	No	No		900	30	2.4	1.5*	35		6700						4.5	444	34	3.3	2.7*	4.1	655	7000
AOTF4N90	TO-220F	Single	High Voltage	N	No	No		900	30	4	2.5*	37		3600						4.5	728	52	5.5	18.4*	8	196	4050
AOTF6N90	TO-220F	Single	High Voltage	N	No	No		900	30	6	3.9*	50		2200						4.5	1196	82	7.8	29*	13	286	5600
AOTF9N90	TO-220F	Single	High Voltage	N	No	No		900	30	9	6*	50		1300						4.5	2130	152	14	9.5*	20.5	586	7800
AOTF3N80	TO-220F	Single	High Voltage	N	No	No		800	30	2.8	1.8*	35		4800						4.5	510	39	3.7	10*	2.9	344	2200
AOTF8N80	TO-220F	Single	High Voltage	N	No	No		800	30	7.4	4.6*	50		1630						4.5	1375	101	11	26	9.1	484	6000
AOTF7N70	TO-220F	Single	High Voltage	N	No	No		700	30	7	4.2*	38.5		1800						4.5	978	80	7	20.5*	7.9	270	5900
AOTF9N70	TO-220F	Single	High Voltage	N	No	No		700	30	9	5.8*	50		1200						4.5	1357	113	7.4	28.5*	11.6	375	7500
AOTF11N70	TO-220F	Single	High Voltage	N	No	No		700	30	11	7.2*	50		870						4.5	1793	146	10.5	37.5*	15	400	9000
AOTF7N65	TO-220F	Single	High Voltage	N	No	No		650	30	7	4.4*	38.5		1500						5	887	77	7	19*	8.3	280	4200
AOTF7S65	TO-220F	Single	High Voltage	N	No	No		650	30	7	5*	25		650						4	434	30	17.5	9.2*	2.7	224	7500
AOTF8N65	TO-220F	Single	High Voltage	N	No	No		650	30	8	5.2*	50		1150						5	1165	101	9	23.5*	9.5	295	5500
AOTF10N65	TO-220F	Single	High Voltage	N	No	No		650	30	10	6.2*	50		1000						5	1369	118	10	27.7*	11.3	320	6000
AOTF11S65	TO-220F	Single	High Voltage	N	No	No		650	30	11	8*	39		399						4	646	42	1.1	13.2*	4.3	278	4200
AOTF12N65	TO-220F	Single	High Voltage	N	No	No		650	30	12	7.7*	50		720						5	1792	152	11.5	39.8*	16.8	375	7500
AOTF15S65	TO-220F	Single	High Voltage	N	No	No		650	30	15	10*	50		290						4	841	58	1.1	17.2*	5.3	320	5500
AOTF18N65	TO-220F	Single	High Voltage	N	No	No		650	30	18	12*	50		390						4.5	3027	271	22	56*	19.6	655	10000
AOTF25S65	TO-220F	Single	High Voltage	N	No	No		650	30	25	16*	50		190						4	1278	87	1.4	26.4*	9.5	408	8270
AOTF11N62	TO-220F	Single	High Voltage	N	No	No		620	30	11	8*	50		650						4.5	1656	146	11.2	30.6*	9.6	500	5900
AOTF4N60	TO-220F	Single	High Voltage	N	No	No		600	30	4	2.7*	35		2200						4.5	511	51	4.4	15	7.6	212	1600
AOTF4S60	TO-220F	Single	High Voltage	N	No	No		600	30	4	3.7*	83		900						4.1	263	21	0.75	6*	1.8	177	1500
AOTF7N60	TO-220F	Single	High Voltage	N	No	No		600	30	7	4.8*	38.5		1200						4.5	861	84	6.6	23.2	11.2	255	2600
AOTF7N60FD	TO-220F	Single	High Voltage	N	No	No		600	30	7	4.7*	39		1450						4.2	826	86	7.9	20*	7.7	76	300
AOTF7S60	TO-220F	Single	High Voltage	N	No	No		600	30	7	5*	34		600						3.9	372	28	1.2	8.2*	2.8	198	2400
AOTF10N60	TO-220F	Single	High Voltage	N	No	No		600	30	10	7.2*	60		750						5	1320	130	9.3	31.1	14.4	290	3900
AOTF11N60	TO-220F	Single	High Voltage	N	No	No		600	30	11	8*	50		650						4.5	1656	146	11.2	30.6*	9.6	500	5900
AOTF11S60	TO-220F	Single	High Voltage	N	No	No		600	30	11*	8*	38		399						4.1	545	37.3	1.42	11*	3.8	250	3300
AOTF12N60	TO-220F	Single	High Voltage	N	No	No		600	30	12	9.7*	60		550						4.5	1751	164	13	40*	17.9	311	5200
AOTF12N60FD	TO-220F	Single	High Voltage	N	No	No		600	30	12	8*	50		650						4	1659	166	15.8	41*	19	135	500
AOTF15S60	TO-220F	Single	High Voltage	N	No	No		600	30	15	10*	27.8		290						3.8	717	58	1.3	15.6*	6	282	4500
AOTF20N60	TO-220F	Single	High Voltage	N	No	No		600	30	20	12*	50		370						4.5	3061	273	22.8	61*	24	480	10500
AOTF20S60	TO-220F	Single	High Voltage	N	No	No		600	30	20*	14*	50		199						4.1	1038	68	2.1	19.8*	7.6	350	5700
AOTF27S60	TO-220F	Single	High Voltage	N	No	No		600	30	27	17*	50		160						4	1294	80	2.3	26*	8.8	440	7500
AOTF42S60	TO-220F	Single	High Voltage	N	No	No		600	30	39	25*	50		99						3.8	2154	135	2.7	40*	11.9	473	10500
AOTF42S60L	TO-220F	Single	High Voltage	N	No	No		600	30	39	25*	37.9		99						3.8	2154	135	2.7	40*	11.9	473	10500
AOTF3N50	TO-220F	Single	High Voltage	N	No	No		500	30	3	1.9*	31		3000						4.7	276	31.4	2.6	6.7	2.7	134	890
AOTF5N50	TO-220F	Single	High Voltage	N	No	No		500	30	5	3.3*	35		1500						4.7	517	57	4.9	15.5	7.2	166	1370
AOTF5N50FD	TO-220F	Single	High Voltage	N	No	No		500	30	5	3*	35		1800						4.2	440	50	4.5	11*	3.8	87	200
AOTF8N50	TO-220F	Single	High Voltage	N	No	No		500	30	8	6*	38.5		850						4.6	868	93	7.8	23.6	10.6	206	2100

1. Not recommended for new designs. Please contact your local sales office for a replacement part, if any.
2. On-resistance Static Source-Source, otherwise Static Drain-Source.

* For bottom exposed packages, the I_D and P_D are calculated at 100°C, otherwise at 70°C.
* $R_{DS(ON)}$ measured at V_{GS} other than 10V, 4.5V, 1.8V, 1.5V, or 1.2V.
* Qg measured with V_{GS} = 10V. In all other cases V_{GS} = 4.5V.

High Voltage MOSFETs *(Continued)*

Part Number	Package	Configuration	Popular Application	Type	ESD Diode	Schottky Diode	Schottky Type	V_{DS} (V)	V_{GS} (±V)	I_D (A)		P_D (W)		$R_{DS(ON)}$ (mΩ max) at V_{GS} =						VGS(th) (max V)	Ciss (pF)	Coss (pF)	Crss (pF)	Qg (nC)	Qgd (nC)	Trr (ns)	Qrr (nC)
										25°C	70°C	25°C	70°C	10V	4.5V	2.5V	1.8V	1.5V	1.2V								
AOTF8T50P	TO-220F	Single	High Voltage	N	No	No		500	30	8	5.4*	38		810						5	905	42	3.5	13*	3.4	340	3500
AOTF9N50	TO-220F	Single	High Voltage	N	No	No		500	30	9	6*	38.5		850						4.6	868	93	7.8	23.6*	10.6	248	3500
AOTF10N50FD	TO-220F	Single	High Voltage	N	No	No		500	30	10	6*	50		750						4.2	1030	112	10	29*	9.5	116	300
AOTF12N50	TO-220F	Single	High Voltage	N	No	No		500	30	12	8.4*	50		520						4.5	1361	167	12.6	29.1	20.1	231	2820
AOTF12T50P	TO-220F	Single	High Voltage	N	No	No		500	30	12*	8*	43		500						5	1477	63	6.3	22*	5.5	428	6100
AOTF12T50PL	TO-220F	Single	High Voltage	N	No	No		500	30	12*	8*	33		500						5	1477	63	6.3	22*	5.5	428	6100
AOTF13N50	TO-220F	Single	High Voltage	N	No	No		500	30	13	8.5*	50		510						4.5	1361	167	12.6	30.7*	13	302	4700
AOTF14N50	TO-220F	Single	High Voltage	N	No	No		500	30	14	11*	50		380						4.5	1914	191	16	44	29	289	4930
AOTF14N50FD	TO-220F	Single	High Voltage	N	No	No		500	30	14	9.6*	50		470						4	1654	179	14.5	38.8*	17.5	90	300
AOTF16N50	TO-220F	Single	High Voltage	N	No	No		500	30	16	11*	50		370						4.5	1914	191	16	42.8*	20.3	334	6000
AOTF22N50	TO-220F	Single	High Voltage	N	No	No		500	30	22	15*	50		260						4.5	3086	290	24	69*	24	524	9600
AOTF29S50	TO-220F	Single	High Voltage	N	No	No		500	30	29	18*	50		150						3.9	1312	88	2.5	26.6*	9.2	387	7300
TO-247																											
AOK5N100	TO-247	Single	High Voltage	N	No	No		1000	30	4	2.5*	42		4200						4.5	950	62	6	19*	6.5	450	5500
AOK9N90	TO-247	Single	High Voltage	N	No	No		900	30	9	6*	368		1300						4.5	2130	152	14	46*	20.5	568	7800
AOK8N80	TO-247	Single	High Voltage	N	No	No		800	30	7.4	4.6*	50		1630						4.5	1375	101	11	26	9.1	484	6000
AOK18N65	TO-247	Single	High Voltage	N	No	No		650	30	18	12*	417		390						4.5	3027	271	22	56*	19.6	655	10000
AOK20N60	TO-247	Single	High Voltage	N	No	No		600	30	20	12*	417		370						4.5	3061	273	22.8	61*	24	480	10500
AOK20S60	TO-247	Single	High Voltage	N	No	No		600	30	20	14*	266		199						4.1	1038	68	2.1	19.8*	7.6	350	5700
AOK27S60	TO-247	Single	High Voltage	N	No	No		600	30	27	17*	357		160						4	1294	80	2.3	26*	8.8	440	7500
AOK42S60	TO-247	Single	High Voltage	N	No	No		600	30	39	25*	417		99						3.8	2154	135	2.7	40*	11.9	473	10500
AOK53S60	TO-247	Single	High Voltage	N	No	No		600	30	53	33*	520		70						3.8	3034	222	3	59*	19	664	14000
AOK22N50	TO-247	Single	High Voltage	N	No	No		500	30	22	15*	417		260						4.5	3086	290	24	69*	24	524	9600
AOK29S50	TO-247	Single	High Voltage	N	No	No		500	30	29	18*	357		150						3.9	1312	88	2.5	26.6*	9.2	387	7300
TO-251																											
AOU1N60	TO-251	Single	High Voltage	N	No	No		600	30	1.3	0.8*	45		9000						5	130	14.5	1.8	6.1	3.1	114	630
AOU2N60	TO-251	Single	High Voltage	N	No	No		600	30	2	1.4*	56.8		4400						5	270	29	2.8	9.5	4.7	154	800
AOU2N60A	TO-251	Single	High Voltage	N	No	No		600	30	2	1.4*	57		4700						4.5	295	30	2.3	6.5*	1.8	268	1600
AOU3N60	TO-251	Single	High Voltage	N	No	No		600	30	2.5	1.6*	56.8		3500						5	304	31.4	3.3	9.9	4.6	175	1400
AOU4N60	TO-251	Single	High Voltage	N	No	No		600	30	4	2.6*	104		2300						4.5	528	53	4.8	12*	1.8	190	2400
AOU4S60	TO-251	Single	High Voltage	N	No	No		600	30	4	3*	56.8		900						4.1	263	21	0.75	6*	1.8	177	1500
AOU3N50	TO-251	Single	High Voltage	N	No	No		500	30	2.8	1.8*	57		3000						4.7	276	31.4	2.6	6.7*	2.7	134	890
TO-251A																											
AOI7N65	TO-251A	Single	High Voltage	N	No	No		650	30	7	4.3*	178		1560						4.5	982	86	7	19.6*	8.2	365	4300
AOI7S65	TO-251A	Single	High Voltage	N	No	No		650	30	7	5*	89		650						4	434	30	17.5	9.2*	2.7	224	2800
AOI2N60	TO-251A	Single	High Voltage	N	No	No		600	30	2	1.4*	56.8		4400						4.5	270	29	2.8	9.5*	4.7	154	800
AOI2N60A	TO-251A	Single	High Voltage	N	No	No		600	30	2	1.4*	57		4700						4.5	295	30	2.3	6.5*	1.8	268	1600
AOI4N60	TO-251A	Single	High Voltage	N	No	No		600	30	4	2.6*	104		2300						4.5	528	53	4.8	12*	4.4	190	2400
AOI4S60	TO-251A	Single	High Voltage	N	No	No		600	30	4	3*	56.8		900						4.1	263	21	0.75	6*	1.8	177	1500
AOI4T60[1]	TO-251A	Single	High Voltage	N	No	No		600	30	4	2.5*	83		2100						5	460	22	3.5	9*	40	384	3900
AOI4T60P[1]	TO-251A	Single	High Voltage	N	No	No		600	30	4	2.5*	83		2100						5	460	22	3.5	9*	40	384	3900
AOI7N60	TO-251A	Single	High Voltage	N	No	No		600	30	7	4.5*	178		1300						4.5	975	88	7.3	19.3*	6.9	388	4400
AOI11S60	TO-251A	Single	High Voltage	N	No	No		600	30	11	8.5*	208		399						4.1	545	37.3	1.42	11*	3.8	250	3300
AOI9N50	TO-251A	Single	General Purpose	N	No	No		500	30	9	5.7*	178		800						4.5	630	98	5.7	13.1*	4.8*	332	3500

1. Not recommended for new designs. Please contact your local sales office for a replacement part, if any.
2. On-resistance Static Source-Source, otherwise Static Drain-Source.

* For bottom exposed packages, the I_D and P_D are calculated at 100°C, otherwise at 70°C.
* $R_{DS(ON)}$ measured at V_{GS} other than 10V, 4.5V, 1.8V, 1.5V, or 1.2V.
* Qg measured with V_{GS} = 10V. In all other cases V_{GS} = 4.5V.

High Voltage MOSFETs *(Continued)*

Part Number	Package	Configuration	Popular Application	Type	ESD Diode	Schottky Diode	Schottky Type	V_{DS} (V)	V_{GS} (±V)	I_D (A)		P_D (W)		$R_{DS(ON)}$ (mΩ max) at V_{GS} =						VGS(th) (max V)	Ciss (pF)	Coss (pF)	Crss (pF)	Qg (nC)	Qgd (nC)	Trr (ns)	Qrr (nC)
										25°C	70°C	25°C	70°C	10V	4.5V	2.5V	1.8V	1.5V	1.2V								
TO-251B																											
AOY2N60	TO-251B	Single	General Purpose	N	No	No		600	30	2	1.4*	57		4700						4.5	295	30	2.3	6.5*	1.8	268	1600
TO-252																											
AOD2N100	TO-252	Single	High Voltage	N	No	No		1000	30	2	1.2*	83		9000						4.5	477	31	2.7	9.7*	3.5	287	2200
AOD3N80	TO-252	Single	High Voltage	N	No	No		800	30	2.8	1.8*	83		4800						4.5	510	39	3.7	10*	2.9	344	2200
AOD7N65	TO-252	Single	High Voltage	N	No	No		650	30	7	4.3*	178		1560						4.5	982	86	7	19.6*	8.2	365	4300
AOD7S65	TO-252	Single	High Voltage	N	No	No		650	30	7	5*	89		650						4	434	30	17.5	9.2*	2.7	224	2800
AOD1N60	TO-252	Single	High Voltage	N	No	No		600	30	1.3	0.8*	45		9000						5	130	14.5	1.8	6.1	3.1	114	630
AOD2N60	TO-252	Single	High Voltage	N	No	No		600	30	2	1.4*	56.8		4400						5	270	29	2.8	9.5	4.7	154	800
AOD2N60A	TO-252	Single	High Voltage	N	No	No		600	30	2	1.4*	57		4700						4.5	295	30	2.3	6.5*	1.8	268	1600
AOD3N60	TO-252	Single	High Voltage	N	No	No		600	30	2.5	1.6*	56.8		3500						5	304	31.4	3.3	9.9	4.6	175	1400
AOD4N60	TO-252	Single	High Voltage	N	No	No		600	30	4	2.6*	104		2300						4.5	528	53	4.8	12*	4.4	190	2400
AOD4S60	TO-252	Single	High Voltage	N	No	No		600	30	4	3*	56.8		900						4.1	263	21	0.75	6*	1.8	177	1500
AOD7N60	TO-252	Single	High Voltage	N	No	No		600	30	7	4.5*	178		1300						4.5	975	88	7.3	19.3*	6.9	388	4400
AOD7S60	TO-252	Single	High Voltage	N	No	No		600	30	7	5*	83		600						3.9	372	28	1.2	8.2*	2.8	198	2400
AOD11S60	TO-252	Single	High Voltage	N	No	No		600	30	11	8.5*	208		399						4.1	545	37.3	1.42	11*	3.8	250	3300
AOD9N52	TO-252	Single	General Purpose	N	No	No		520	30	9	5.7*	178		860						4.5	962	98	8	19.5*	7.1	332	3500
AOD3N50	TO-252	Single	High Voltage	N	No	No		500	30	2.8	1.8*	57		3000						4.7	276	31.4	2.6	6.7	2.7	134	890
AOD5N50	TO-252	Single	High Voltage	N	No	No		500	30	5	3.1*	104		1600						4.5	538	58	4.5	11.5*	4.1	182	2200
AOD6N50	TO-252	Single	High Voltage	N	No	No		500	30	5.3	3.3*	104		1400						4.5	538	58	4.5	11.5*	4.1	182	2200
AOD9N50	TO-252	Single	General Purpose	N	No	No		500	30	9	5.7*	178		800						4.5	630	98	5.7	13.1*	4.8	332	3500
TO-262																											
AOW7S65	TO-262	Single	High Voltage	N	No	No		650	30	7	5*	104		650						4	434	30	1	9.2*	2.7	224	2800
AOW10N65	TO-262	Single	High Voltage	N	No	No		650	30	10	6.2*	250		1000						4.5	1369	118	10	27.7*	11.3	320	6000
AOW11S65	TO-262	Single	High Voltage	N	No	No		650	30	11	8*	198		399						4	646	42	1.1	13.2*	4.3	278	4200
AOW12N65	TO-262	Single	High Voltage	N	No	No		650	30	12	7.7*	278		720						4.5	1792	152	11.5	39.8*	16.8	375	7500
AOW15S65	TO-262	Single	High Voltage	N	No	No		650	30	15	10*	208		290						4	841	58	1.1	17.2*	5.6	320	5500
AOW25S65	TO-262	Single	High Voltage	N	No	No		650	30	25	16*	357		190						4	1278	87	1.4	26.4*	9.5	408	8270
AOW4S60	TO-262	Single	High Voltage	N	No	No		600	30	4	3.7*	83		900						4.1	263	21	0.75	6*	1.8	177	1500
AOW7S60	TO-262	Single	High Voltage	N	No	No		600	30	7	5*	104		600						3.9	372	28	1.2	8.2*	2.8	198	2400
AOW10N60	TO-262	Single	High Voltage	N	No	No		600	30	10	7.2*	250		750						4.5	1320	130	9.3	31*	14.4	290	3900
AOW11N60	TO-262	Single	High Voltage	N	No	No		600	30	11	8*	272		700						4.5	1656	146	11.2	30.6*	9.6	500	5900
AOW11S60	TO-262	Single	High Voltage	N	No	No		600	30	11	8*	178		399						4.1	545	37.3	1.42	11*	3.8	250	3300
AOW12N60	TO-262	Single	High Voltage	N	No	No		600	30	12	9.7*	278		550						4.5	1751	164	13	40*	17.9	311	5200
AOW15S60	TO-262	Single	High Voltage	N	No	No		600	30	15	10*	208		290						3.8	717	58	1.3	15.6*	6	282	4500
AOW20S60	TO-262	Single	High Voltage	N	No	No		600	30	20	14*	266		199						4.1	1038	68	2.1	19.8*	7.6	350	5700
AOW12N50	TO-262	Single	High Voltage	N	No	No		500	30	12	8.4*	250		520						4.5	1361	167	12.6	30.7*	13	231	2820
AOW14N50	TO-262	Single	High Voltage	N	No	No		500	30	14	11*	278		380						4.5	1914	191	16	42.8*	20.3	289	4930
AOW29S50	TO-262	Single	High Voltage	N	No	No		500	30	29	18*	357		150						3.9	1312	88	2.5	26.6*	9.2	387	7300
TO-262F																											
AOWF9N70	TO-262F	Single	High Voltage	N	No	No		700	30	9	5.8*	28		1200						4.5	1357	113	7.4	28.5*	11.6	375	7500
AOWF11N70	TO-262F	Single	High Voltage	N	No	No		700	30	11	7.2*	28		870						4.5	1793	146	10.5	37.5*	15	400	9000
AOWF7S65	TO-262F	Single	High Voltage	N	No	No		650	30	7	5*	25		650						4	434	30	1	9.2*	2.7	224	2800
AOWF10N65	TO-262F	Single	High Voltage	N	No	No		650	30	10	6.2*	28		1000						4.5	1369	118	10	27.7*	11.3	320	6000

1. Not recommended for new designs. Please contact your local sales office for a replacement part, if any.
2. On-resistance Static Source-Source, otherwise Static Drain-Source.

* For bottom exposed packages, the I_D and P_D are calculated at 100°C, otherwise at 70°C.
* $R_{DS(ON)}$ measured at V_{GS} other than 10V, 4.5V, 1.8V, 1.5V, or 1.2V.
* Qg measured with V_{GS} = 10V. In all other cases V_{GS} = 4.5V.

High Voltage MOSFETs *(Continued)*

Part Number	Package	Configuration	Popular Application	Type	ESD Diode	Schottky Diode	Schottky Type	V_{DS} (V)	V_{GS} (±V)	I_D (A)		P_D (W)		$R_{DS(ON)}$ (mΩ max) at V_{GS} =						VGS(th) (max V)	Ciss (pF)	Coss (pF)	Crss (pF)	Qg (nC)	Qgd (nC)	Trr (ns)	Qrr (nC)
										25°C	70°C	25°C	70°C	10V	4.5V	2.5V	1.8V	1.5V	1.2V								
AOWF11S65	TO-262F	Single	High Voltage	N	No	No		650	30	11	8*	28		399						4	646	42	1.1	13.2*	4.3*	278	4200
AOWF12N65	TO-262F	Single	High Voltage	N	No	No		650	30	12	7.7*	28		720						4.5	1792	152	11.5	39.8*	16.8*	375	7500
AOWF15S65	TO-262F	Single	High Voltage	N	No	No		650	30	15	10*	28		290						4	841	58	1.1	17.2*	5.3*	320	5500
AOWF25S65	TO-262F	Single	High Voltage	N	No	No		650	30	25	16*	28		190						4	1278	87	1.4	26.4*	9.5*	408	8270
AOWF4N60	TO-262F	Single	High Voltage	N	No	No		600	30	4	2.6*	25		2300						4.5	528	53	4.8	12*	4.4	190	2400
AOWF4S60	TO-262F	Single	High Voltage	N	No	No		600	30	4	3*	83		900						4.1	263	21	0.75	6*	1.8*	177	1500
AOWF7S60	TO-262F	Single	High Voltage	N	No	No		600	30	7	5*	25		600						3.9	372	28	1.2	8.2*	2.8*	198	2400
AOWF10N60	TO-262F	Single	High Voltage	N	No	No		600	30	10	7.2*	28		750						4.5	1320	130	9.3	31*	14.4*	290	3900
AOWF11N60	TO-262F	Single	High Voltage	N	No	No		600	30	11	8*	27.8		650						4.5	1656	146	11.2	30.6*	9.6*	500	5900
AOWF11S60	TO-262F	Single	High Voltage	N	No	No		600	30	11	8*	28		399						4.1	545	37.3	1.42	11*	3.8*	250	3300
AOWF12N60	TO-262F	Single	High Voltage	N	No	No		600	30	12	9.7*	28		550						4.5	1751	164	13	40*	17.9*	311	5200
AOWF15S60	TO-262F	Single	High Voltage	N	No	No		600	30	15	10*	27.8		290						3.8	717	58	1.3	15.6*	6	282	4500
AOWF20S60	TO-262F	Single	High Voltage	N	No	No		600	30	20	14*	28		199						4.1	1038	68	2.1	19.8*	7.6*	350	5700
AOWF8N50	TO-262F	Single	High Voltage	N	No	No		500	30	8	6*	27.8		850						4.5	868	93	7.8	23.6*	10.6*	206	2100
AOWF12N50	TO-262F	Single	High Voltage	N	No	No		500	30	12	8.4*	28		520						4.5	1361	167	12.6	30.7*	13*	231	2820
AOWF14N50	TO-262F	Single	High Voltage	N	No	No		500	30	14	11*	28		380						4.5	1914	191	16	42.8*	20.3*	289	4930
TO-263																											
AOB9N70L	TO-263	Single	High Voltage	N	No	No		700	30	9	5.8*	236		1200						4.5	1357	113	7.4	28.5*	11.6	375	7500
AOB7S65	TO-263	Single	High Voltage	N	No	No		650	30	7	5*	104		650						4	434	30	17.5	9.2*	2.7	224	2800
AOB11S65	TO-263	Single	High Voltage	N	No	No		650	30	11	8*	198		399						4	646	42	1.1	13.2*	4.3	278	4200
AOB12N65L	TO-263	Single	High Voltage	N	No	No		650	30	12	7.7*	278		720						4.5	1792	152	11.5	39.8	16.8	375	7500
AOB15S65	TO-263	Single	High Voltage	N	No	No		650	30	15	10*	204		290						4	841	58	1.1	17.2*	5.3	320	5500
AOB25S65	TO-263	Single	High Voltage	N	No	No		650	30	25	16*	357		190						4	1278	87	1.4	26.4*	9.5	408	8270
AOB4S60	TO-263	Single	High Voltage	N	No	No		600	30	4	3.7*	83		900						4.1	263	21	0.75	6*	1.8	177	1500
AOB7S60	TO-263	Single	High Voltage	N	No	No		600	30	7	5*	104		600						3.9	372	28	1.2	8.2	2.8	198	2400
AOB10N60	TO-263	Single	High Voltage	N	No	No		600	30	10	7.2*	250		750						4.5	1320	130	9.3	31	14.4	290	3900
AOB11N60	TO-263	Single	High Voltage	N	No	No		600	30	11	8*	272		700						4.5	1656	146	11.2	30.6*	9.6	500	5900
AOB11S60	TO-263	Single	High Voltage	N	No	No		600	30	11	8*	178		399						4.1	545	37.3	1.42	11*	3.8	250	3300
AOB12N60FD	TO-263	Single	High Voltage	N	No	No		600	30	12	8*	278		650						4	1659	166	15.8	41*	19	135	500
AOB15S60	TO-263	Single	High Voltage	N	No	No		600	30	15	10*	208		290						3.8	717	58	1.3	15.6*	6	282	4500
AOB20S60	TO-263	Single	High Voltage	N	No	No		600	30	20	14*	266		199						4.1	1038	68	2.1	19.8*	7.6	350	5700
AOB27S60	TO-263	Single	High Voltage	N	No	No		600	30	27	17*	357		160						4	1294	80	2.3	26*	8.8	440	7500
AOB42S60	TO-263	Single	High Voltage	N	No	No		600	30	37	23*	417		109						3.8	2154	135	2.7	40*	11.9	473	10500
AOB12N50	TO-263	Single	High Voltage	N	No	No		500	30	12	8.4*	250		520						4.5	1361	167	12.6	30.7	13	231	2820
AOB14N50	TO-263	Single	High Voltage	N	No	No		500	30	14	11*	278		380						4.5	1914	191	16	42.8	29	289	4930
AOB29S50	TO-263	Single	High Voltage	N	No	No		500	30	29	18*	357		150						3.9	1312	88	2.5	26.6*	9.2	387	7300

1. Not recommended for new designs. Please contact your local sales office for a replacement part, if any.
2. On-resistance Static Source-Source, otherwise Static Drain-Source.

* For bottom exposed packages, the I_D and P_D are calculated at 100°C, otherwise at 70°C.
* $R_{DS(ON)}$ measured at V_{GS} other than 10V, 4.5V, 1.8V, 1.5V, or 1.2V.
* Qg measured with V_{GS} = 10V. In all other cases V_{GS} = 4.5V.

Insulated-Gate Bipolar Transistors (IGBTs) — Single

Part Number	Package	Configuration	V_{CE} (max) (V)	I_C (max) (A) 25°C	I_C (max) (A) 100°C	$V_{CE(sat)}$ (typ) (V)	E_{ON} (typ) (mJ)	E_{OFF} (typ) (mJ)	Qg (typ) (nC)
TO-220									
AOTS40B65H1	TO-220	IGBT	650	80	40	1.9	1.27	0.46	63
TO-247									
AOKS40B65H1	TO-247	IGBT	650	80	40	1.9	1.27	0.46	63
AOKS30B60D1	TO-247	IGBT	600	60	30	2	1.1	0.24	34
AOKS40B60D1	TO-247	IGBT	600	80	40	1.85	1.55	0.3	45

Insulated-Gate Bipolar Transistors (IGBTs) — Co-Pack

Part Number		Package	Configuration	V_{CE} (max) (V)	I_C (max) (A) 25°C	I_C (max) (A) 100°C	$V_{CE(sat)}$ (typ) (V)	E_{ON} (typ) (mJ)	E_{OFF} (typ) (mJ)	Qg (typ) (nC)	V_F (typ) (V)	Qrr (typ) (µs)	Irm (typ) (A)
TO-220													
AOT5B65M1		TO-220	IGBT with Anti-Parallel Diode	650	10	5	1.57	0.08	0.07	14	1.8	0.24	2.78
AOT10B65M1		TO-220	IGBT with Anti-Parallel Diode	650	10	10	1.6	0.18	0.13	24	1.9	0.4	3.8
AOT10B65M2		TO-220	IGBT with Anti-Parallel Diode	650	10	10	1.6	0.18	0.13	24	1.6	0.45	4
AOT15B65M1		TO-220	IGBT with Anti-Parallel Diode	650	30	15	1.7	0.29	0.2	32	1.77	0.7	4.7
AOT20B65M1		TO-220	IGBT with Anti-Parallel Diode	650	40	20	1.7	0.47	0.27	46	1.66	0.8	5.2
AOT5B60D		TO-220	IGBT with Anti-Parallel Diode	600	10	5	1.55	0.14	0.04	9.4	1.46	0.23	4.4
AOT10B60D		TO-220	IGBT with Anti-Parallel Diode	600	20	10	1.53	0.26	0.07	17.4	1.52	0.25	5
AOT15B60D		TO-220	IGBT with Anti-Parallel Diode	600	30	15	1.6	0.42	0.11	25.4	1.43	0.48	5.8
TO-220F													
AOTF5B65M1		TO-220F	IGBT with Anti-Parallel Diode	650	10	5	1.57	0.08	0.07	14	1.8	0.24	2.78
AOTF10B65M1		TO-220F	IGBT with Anti-Parallel Diode	650	20	10	1.6	0.18	0.13	24	1.9	0.4	3.8
AOTF10B65M2		TO-220F	IGBT with Anti-Parallel Diode	650	20	10	1.6	0.18	0.13	24	1.6	0.5	4
AOTF15B65M1		TO-220F	IGBT with Anti-Parallel Diode	650	30	15	1.7	0.29	0.2	32	1.77	0.7	4.7
AOTF15B65M2		TO-220F	IGBT with Anti-Parallel Diode	650	30	15	1.7	0.29	0.2	32	1.5	0.7	5.4
AOTF20B65M1		TO-220F	IGBT with Anti-Parallel Diode	650	40	20	1.7	0.47	0.27	46	1.66	0.8	5.2
AOTF20B65M2		TO-220F	IGBT with Anti-Parallel Diode	650	40	20	1.7	0.58	0.28	46	1.56	0.8	5.6
AOTF5B60D		TO-220F	IGBT with Anti-Parallel Diode	600	10	5	1.55	0.14	0.04	9.4	1.46	0.23	4.4
AOTF10B60D		TO-220F	IGBT with Anti-Parallel Diode	600	20	10	1.53	0.26	0.07	17.4	1.52	0.25	5
AOTF10B60D2		TO-220F	IGBT with Anti-Parallel Diode	600	23	10	1.55	0.14	0.04	9.4	1.46	0.23	4.4
AOTF15B60D		TO-220F	IGBT with Anti-Parallel Diode	600	30	15	1.6	0.42	0.11	25.4	1.43	0.48	5.8
AOTF15B60D2		TO-220F	IGBT with Anti-Parallel Diode	600	23	15	1.53	0.26	0.07	17.4	1.52	0.25	5
TO-247													
AOK20B135D1		TO-247	IGBT with Anti-Parallel Diode	1350	40	20	1.57		1.05	66	1.46		
AOK20B135E1		TO-247	IGBT with Anti-Parallel Diode	1350	40	20	1.8		0.8	58	1.6		
AOK30B135W1	***NEW***	**TO-247**	**IGBT with Anti-Parallel Diode**	**1350**	**60**	**30**	**1.8**		**1.47**	**62**	**1.6**		
AOK20B120E1		TO-247	IGBT with Anti-Parallel Diode	1200	40	20	1.68		0.83	60.5	1.6		
AOK20B120E2	***NEW***	**TO-247**	**IGBT with Anti-Parallel Diode**	**1200**	**40**	**20**	**1.75**		**0.82**	**53.5**	**1.6**		
AOK20B120D1	***NEW***	**TO-247**	**IGBT with Anti-Parallel Diode**	**1200**	**40**	**20**	**1.54**		**0.94**	**67.5**	**1.33**		
AOK30B120D2	***NEW***	**TO-247**	**IGBT with Anti-Parallel Diode**	**1200**	**60**	**30**	**1.77**		**1.28**	**67**	**1.5**		
AOK40B120M1	***NEW***	**TO-247**	**IGBT with Anti-Parallel Diode**	**1200**	**80**	**40**	**1.95**	**3.87**	**1.25**	**140**	**2.5**	**1.5**	**9.3**
AOK20B65M1	***NEW***	**TO-247**	**IGBT with Anti-Parallel Diode**	**650**	**40**	**20**	**1.7**	**0.47**	**0.27**	**46**	**1.66**	**1.6**	**7.1**

Insulated-Gate Bipolar Transistors (IGBTs) — Co-Pack *(Continued)*

Part Number		Package	Configuration	V_{CE} (max) (V)	I_C (max) (A) 25°C	I_C (max) (A) 100°C	$V_{CE(sat)}$ (typ) (V)	E_{ON} (typ) (mJ)	E_{OFF} (typ) (mJ)	Qg (typ) (nC)	V_F (typ) (V)	Qrr (typ) (µs)	Irm (typ) (A)
AOK20B65M2		TO-247	IGBT with Anti-Parallel Diode	650	40	20	1.7	0.58	0.28	46	1.56	0.8	5.6
AOK30B65M2		TO-247	IGBT with Anti-Parallel Diode	650	60	30	1.66	1.02	0.41	63	1.56	1.2	7.4
AOK40B65H1		TO-247	IGBT with Anti-Parallel Diode	650	80	40	1.9	1.27	0.46	63	2.22	1	6.2
AOK40B65M3		TO-247	IGBT with Anti-Parallel Diode	650	80	40	1.95	1.3	0.5	59	2.22	1	6
AOK50B65H1	***NEW***	**TO-247**	**IGBT with Anti-Parallel Diode**	**650**	**100**	**50**	**1.9**	**1.92**	**0.85**	**76**	**2.25**	**0.9**	**6.3**
AOK50B65M2		TO-247	IGBT with Anti-Parallel Diode	650	80	40	1.95	1.3	0.5	59	2.22	1	6
AOK60B65H1	***NEW***	**TO-247**	**IGBT with Anti-Parallel Diode**	**650**	**120**	**60**	**1.88**	**2.42**	**1.17**	**90**	**2.08**	**1.2**	**7.8**
AOK60B65M3		TO-247	IGBT with Anti-Parallel Diode	650	120	60	1.94	2.6	1.3	106	1.91	1.3	7.5
AOK75B65H1	***NEW***	**TO-247**	**IGBT with Anti-Parallel Diode**	**650**	**150**	**75**	**1.85**	**3.77**	**2.04**	**109**	**2.15**	**1.2**	**7.9**
AOK10B60D		TO-247	IGBT with Anti-Parallel Diode	600	20	10	1.53	0.32	0.07	17.4	1.52	0.25	5
AOK15B60D		TO-247	IGBT with Anti-Parallel Diode	600	30	15	1.6	0.51	0.11	25.4	1.43	0.48	5.8
AOK20B60D1		TO-247	IGBT with Anti-Parallel Diode	600	40	20	1.85	0.76	0.18	24.6	1.35	0.43	6.5
AOK30B60D		TO-247	IGBT with Anti-Parallel Diode	600	60	30	1.6	1.18	0.2	47	1.34	0.8	9.5
AOK30B60D1		TO-247	IGBT with Anti-Parallel Diode	600	60	30	1.85	1.1	0.24	34	1.47	0.50	7
AOK40B60D		TO-247	IGBT with Anti-Parallel Diode	600	80	40	1.6	1.72	0.3	63.5	1.36	0.86	10
AOK40B60D1		TO-247	IGBT with Anti-Parallel Diode	600	80	40	1.85	1.55	0.3	45	1.42	0.63	8
AOK50B60D1		TO-247	IGBT with Anti-Parallel Diode	600	100	50	1.85	2.37	0.5	64	1.4	0.77	9
AOK60B60D1		TO-247	IGBT with Anti-Parallel Diode	600	120	60	1.85	3.1	0.73	75	1.34	0.84	10
AOK75B60D1		TO-247	IGBT with Anti-Parallel Diode	600	150	75	1.72	3.7	1.3	118	1.44	0.9	10
TO-252													
AOD5B65M1		TO-252	IGBT with Anti-Parallel Diode	650	10	5	1.57	0.08	0.07	14	1.8	0.24	2.78
AOD5B65N1	***NEW***	**TO-252**	**IGBT with Anti-Parallel Diode**	**650**	**10**	**5**	**2.5**	**0.081**	**0.049**	**9.2**	**2.13**	**0.19**	**2.5**
AOD5B60D		TO-252	IGBT with Anti-Parallel Diode	600	10	5	1.6	0.14	0.04	9.4	1.46	0.23	4.4
TO-263													
AOB5B65M1		TO-263	IGBT with Anti-Parallel Diode	650	10	5	1.57	0.08	0.07	14	1.8	0.24	2.78
AOB10B65M1		TO-263	IGBT with Anti-Parallel Diode	650	20	10	1.6	0.18	0.13	24	1.9	0.4	3.8
AOB15B65M1		TO-263	IGBT with Anti-Parallel Diode	650	30	15	1.7	0.29	0.2	32	1.77	0.7	4.7
AOB5B60D		TO-263	IGBT with Anti-Parallel Diode	600	10	5	1.55	0.18	0.09	9.4	1.46	0.23	4.4
AOB10B60D		TO-263	IGBT with Anti-Parallel Diode	600	20	10	1.6	0.26	0.07	17.4	1.52	0.25	5
AOB15B60D		TO-263	IGBT with Anti-Parallel Diode	600	30	15	1.6	0.42	0.11	25.4	1.43	0.48	5.8

PACKAGE TYPES

AOS delivers advanced package technologies that meet the ever-increasing performance and power-efficiency requirements of our customers. We offer a range of package options to support a wide spectrum of end-applications, from handheld, to computing, to consumer, to high-power industrial applications.

WLCSP 1.57x1.57
WLCSP 1.6x1.6

AlphaDFN 0.97x0.97
AlphaDFN 1.57x1.57

AlphaDFN 3.2x2.0

DFN 0.6x0.3
DFN 1.0x0.6

DFN 1.3x0.8

DFN 1.6x0.8

DFN 1.2x1.0
DFN1.45x1.0
DFN1.6x1.0

DFN1.2x1.6
DFN 1.8x1.2

DFN 1.6x1.6

DFN 2x2

DFN 2.5x1.0

DFN 2.5x1.2

DFN 2.6x2.6

DFN 2x5

DFN 3X1.35

DFN 3x2

DFN 3x3

DFN 3.3x3.3

DFN 3.5x1.2

DFN 3.5x2.5

DFN 4x1.6

DFN 4x3

DFN 4x4

DFN 5x4



DFN 5x6

DFN 8x8

QFN 1.8x2.6

QFN 2.1x1.6

QFN 3x3

QFN 3.5x5

QFN 4x4

QFN 5x5

QFN 6x6

NOTE: Images are not to scale

SC-70
2.1x1.3

SC-89
1.6x1.2

SOT-23
2.9x1.6

SOT-143
2.8x1.2



SOT-223
6.5x3.4

MSOP-8
3x3

TSOP-6
2.9x1.6

SSOP-8
3x4.4



SO-8
4.9x3.9



Ultra SO-8
5.11x5.0



TO-220
10.03x15.44
(28.26 w/leads)



TO-220F
10.16x15.87
(28.86 w/leads)



TO-247
15.8x21
(40.92 w/leads)



TO-251
6.5x5.55
(14.75 w/leads)



TO-251A/B
6.6x6.1
(9.73 w/leads for A)
6.6x6.1
(10.48 w/leads for B)

DPAK (TO-252)
6.6x6.1
(10.03 w/leads)



I²PAK (TO-262)
10.15x8.78
(22.45 w/leads)



I²PAK (TO-262F)
10.15x8.78
(22.45 w/leads)



D²PAK (TO-263)
9.14x10.03
(15.24 w/leads)

NOTE: Images are not to scale

LEFT BLANK INTENTIONALLY

AOS SALES OFFICES

UNITED STATES
475 Oakmead Parkway
Sunnyvale, CA 94085
Phone: +1 (408) 830-9742
Fax: +1 (408) 830-9749
Email: Inquiries@aosmd.com

EUROPE
Phone:+ 44 7785 575089
Email: Ewilliams@aosmd.com

HONG KONG
Room 701, Tesbury Center
28 Queen's Road East
Wanchai
Phone: +86 (755) 8351-7733
Email: AOSChina@aosmd.com

TAIWAN
9/F, No. 292 Yangguang Street
Neihu District
Taipei City 11491
Phone: +886 (2) 8751-5616
Fax: +886 (2) 2627-4762
Email: AOSTaiwan@aosmd.com

CHINA

Shenzhen
East 10/F, Matsunichi Building
#9996 Shennan Blvd.
Shenzhen 518057
Phone: +86 (755) 8351-7733
Fax: +86 (755) 835-15883
Email: AOSChina@aosmd.com

Shanghai
Room 1002-1005, Tower 1,
Kerry EverBright City
218 Tianmu West Road
Shanghai 200070
Phone: +86 (21) 6353-3218
Fax: +86 (21) 6353-9339
Email: AOSChina@aosmd.com

Beijing
Phone: +86 (186) 1126-3304
Email: Qsbi@aosmd.com

Chengdu
Phone: +86 (180) 1112-2993
Email: Zhongwu@aosmd.com

Qingdao
Phone: +86 (180) 0532-0539
Email: Yszhang@aosmd.com

JAPAN
10F, Koujimachi Sunrise Building
Koujimachi 2-2-31, Chiyoda-ku
Tokyo 102-0083
Phone:+81 (3) 5211-5822
Fax:+81 (3) 5211-5823
Email: AOSJapan@aosmd.com

SOUTH KOREA
10th Floor, Bandi Building
Bongeunsa-ro 114
Gangnam-gu
Seoul 135-907
Phone: +82 (2) 557-8501
Fax:+82 (2) 557-8420
Email: AOSKorea@aosmd.com

ASEAN
Email: AOSAsean@aosmd.com

To contact any of our sales partners worldwide, please visit our website at: **www.aosmd.com/contact**